

This report is filtered

Only show: #2 Question "What activities do you enjoy in Wonderland Lake? Select all that apply." is one of the following answers ("Hiking / walking")

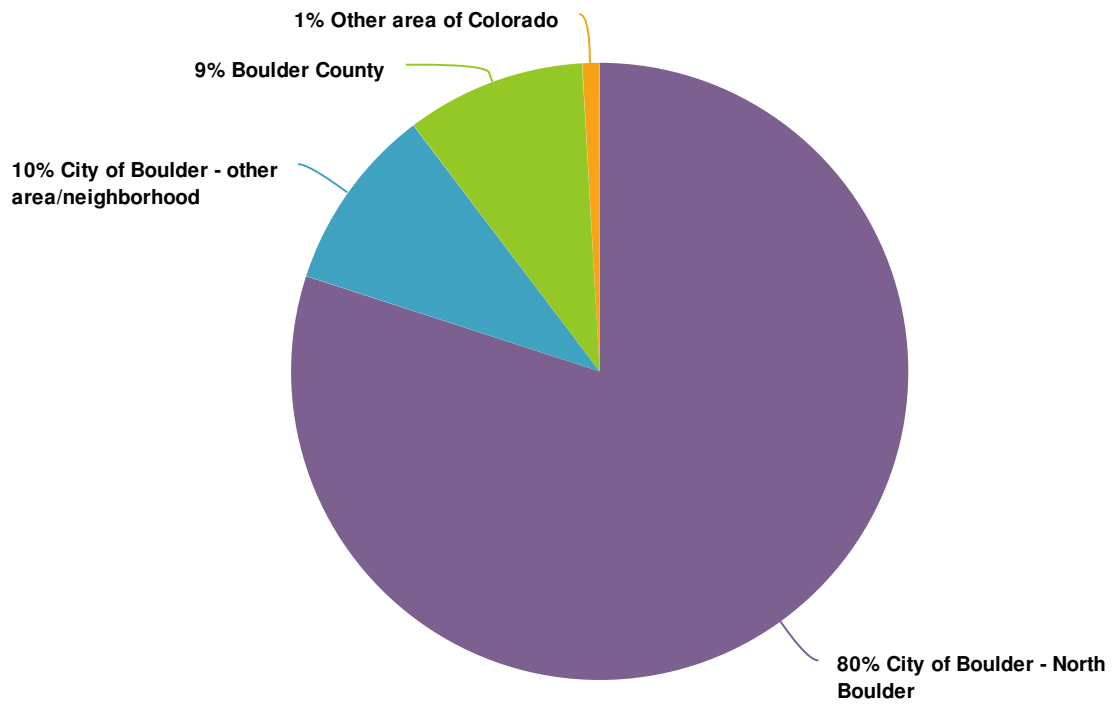
Report for Wonderland Lake Engagement Window No. 2 Questionnaire

Response Counts



Totals: 661

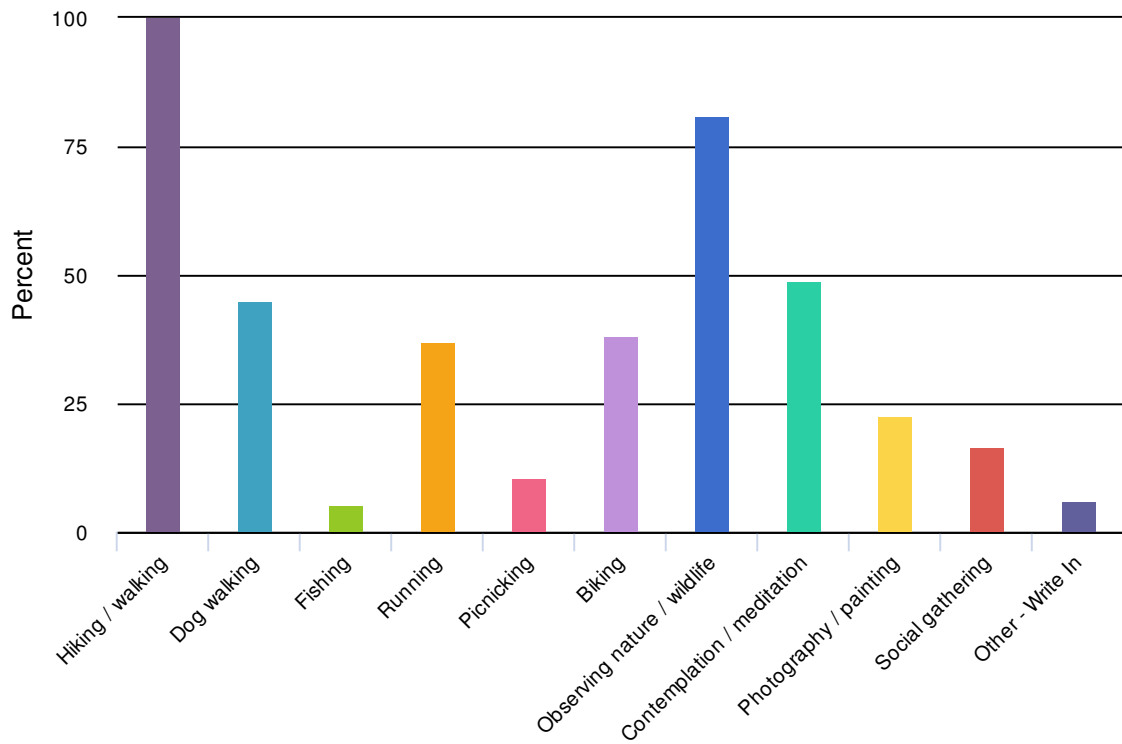
1. Which part of Boulder do you live in?



Value	Percent	Responses
City of Boulder - North Boulder	80.0%	529
City of Boulder - other area/neighborhood	9.7%	64
Boulder County	9.4%	62
Other area of Colorado	0.9%	6

Totals: 661

2. What activities do you enjoy in Wonderland Lake? Select all that apply.

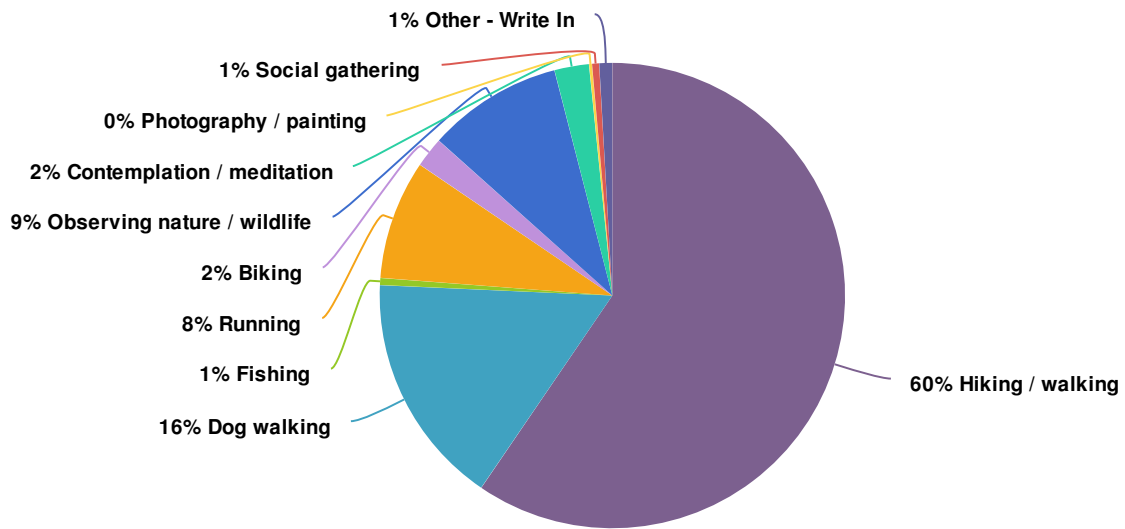


Value	Percent	Responses
Hiking / walking	100.0%	661
Dog walking	45.2%	299
Fishing	5.3%	35
Running	37.1%	245
Picnicking	10.6%	70
Biking	38.1%	252
Observing nature / wildlife	81.2%	537
Contemplation / meditation	49.0%	324
Photography / painting	22.8%	151
Social gathering	16.5%	109
Other - Write In	6.2%	41

Other - Write In	Count
Frisbee	2
Playground	2
bird watching	2
playground	2
Bringing kids to the playground and thankful can use a stroller, if needed	1
Casual social gathering, not arranged.	1
Family time	1
Going to the public parks there	1
I live on Promontory Ct.	1
I live on the lake and watch it change over the seasons year after year.	1
Ice skated once!	1
Ice skating	1
Ice skating used to be legal, please reinstate. Post signs, use at your own risk, but to make illegal especially by peninsula where its shallow is based on fear, not community inclusion. Many people use to play broom ball and skate on those really frozen days, it is our neighborhood, and anyone iij s welcome!	1
Nature ranger days	1
Other	1
Park	1
Qigong in the park	1
Spending time where there are not large groups of people.	1
Stretching yoga	1
Sunset	1
Tai chi	1
Totals	41

Other - Write In	Count
The peaceful sound of nature	1
Using the kids playground	1
Walk with friends as well as alone	1
Watching all the wildlife and enjoying the beautiful ecosystem	1
XC ski & snowshoe	1
XC skiing	1
Yoga in the grass or martial arts related activities near Wonderland Lake Park	1
hang at the PARK area with grandkids	1
ice skating, when conditions permit	1
living	1
skiing in the winter	1
sledding	1
snow shoeing	1
snowshoeing	1
using playground	1
working	1
Totals	41

3. What is the PRIMARY activity you enjoy in Wonderland Lake? Please choose one.



Value	Percent	Responses
Hiking / walking	59.6%	394
Dog walking	16.2%	107
Fishing	0.5%	3
Running	8.3%	55
Biking	2.1%	14
Observing nature / wildlife	9.4%	62
Contemplation / meditation	2.4%	16
Photography / painting	0.2%	1
Social gathering	0.5%	3
Other - Write In	0.9%	6

Totals: 661

Other - Write In**Count**

Birding

1

FALSE choice and unfair

1

Living my daily life

1

Quiet environment

1

Using the playground

1

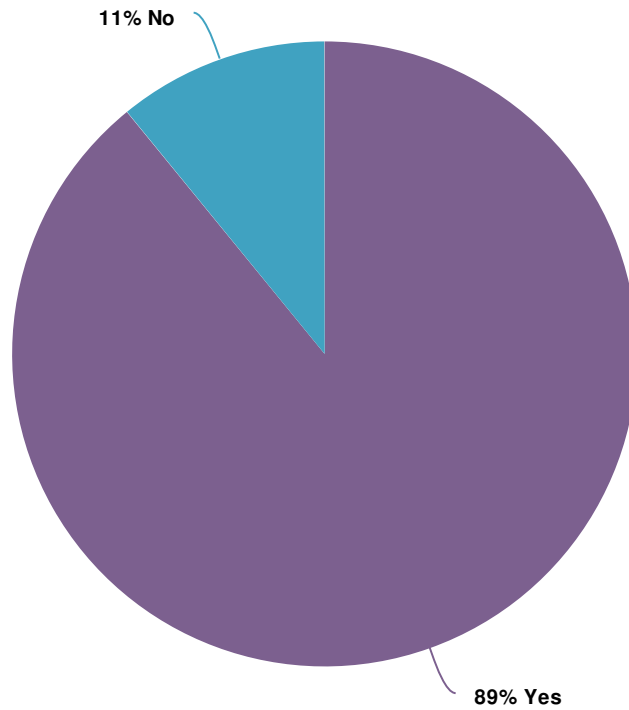
living

1

Totals

6

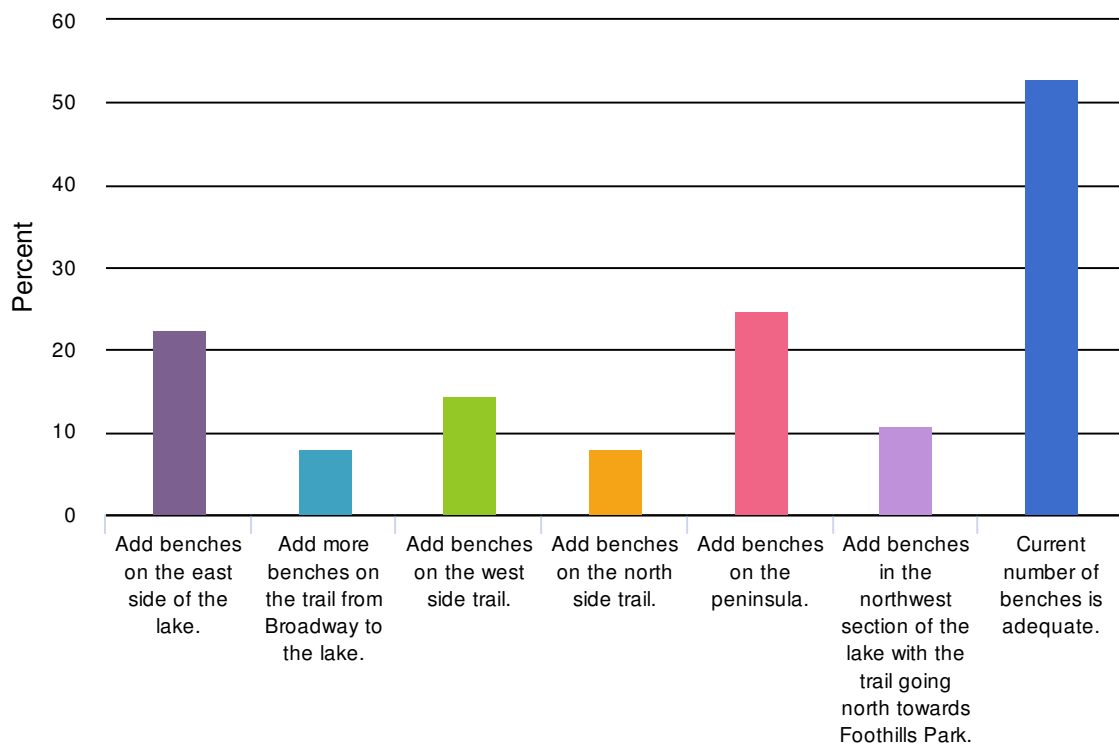
4. Would you like to provide feedback on T rail/T rail Side Improvements in the Wonderland Lake area?



Value		Percent	Responses
Yes		89.1%	555
No		10.9%	68

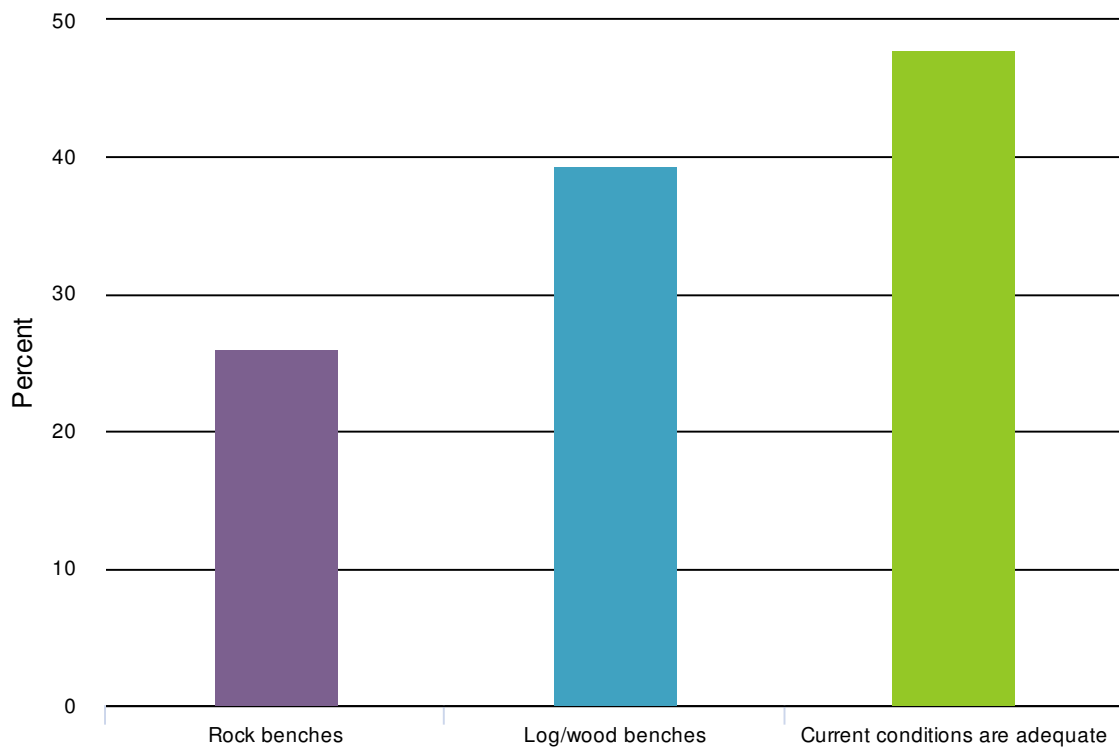
Totals: 623




5. Bench Locations



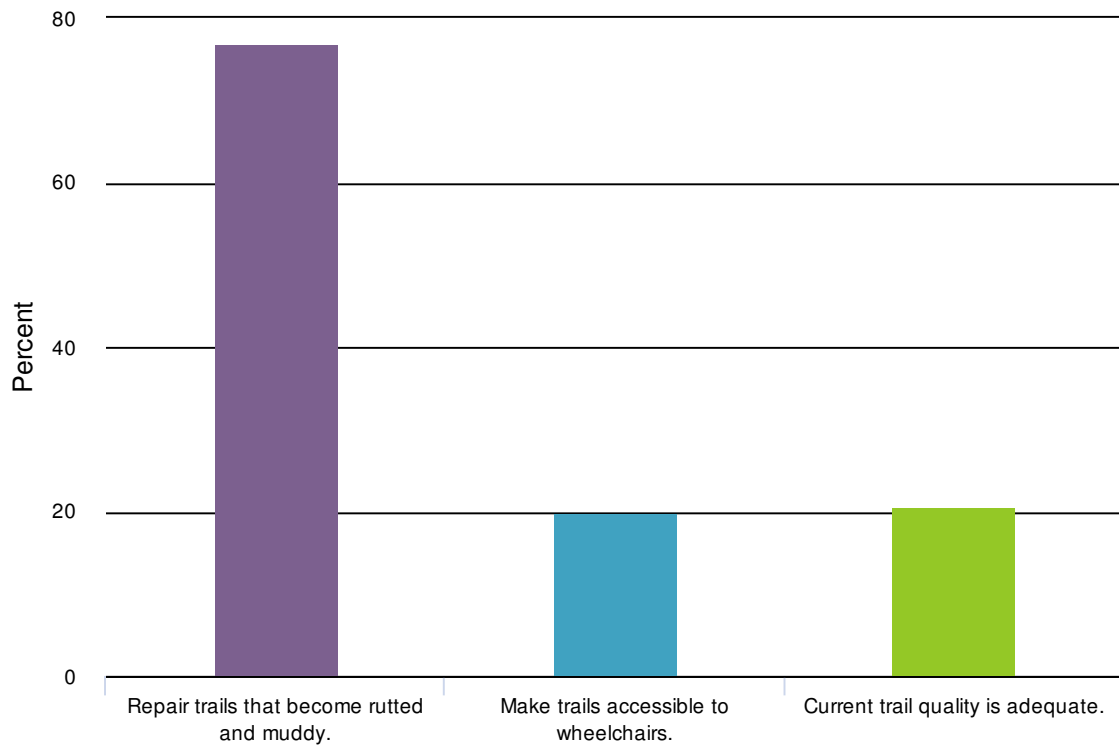
Value	Percent	Responses
Add benches on the east side of the lake.	22.4%	121
Add more benches on the trail from Broadway to the lake.	8.0%	43
Add benches on the west side trail.	14.5%	78
Add benches on the north side trail.	8.0%	43
Add benches on the peninsula.	24.9%	134
Add benches in the northwest section of the lake with the trail going north towards Foothills Park.	10.9%	59
Current number of benches is adequate.	52.9%	285




6. Bench material



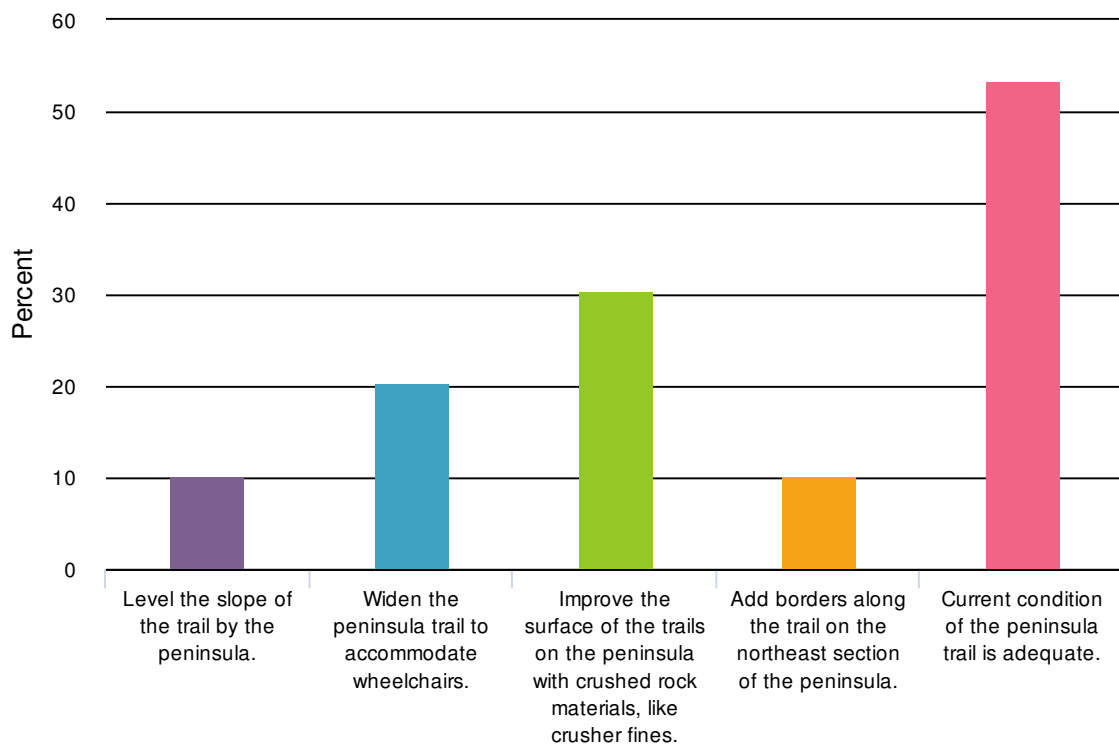
Value		Percent	Responses
Rock benches		26.0%	132
Log/wood benches		39.3%	199
Current conditions are adequate		47.9%	243

7. General Trail Modifications



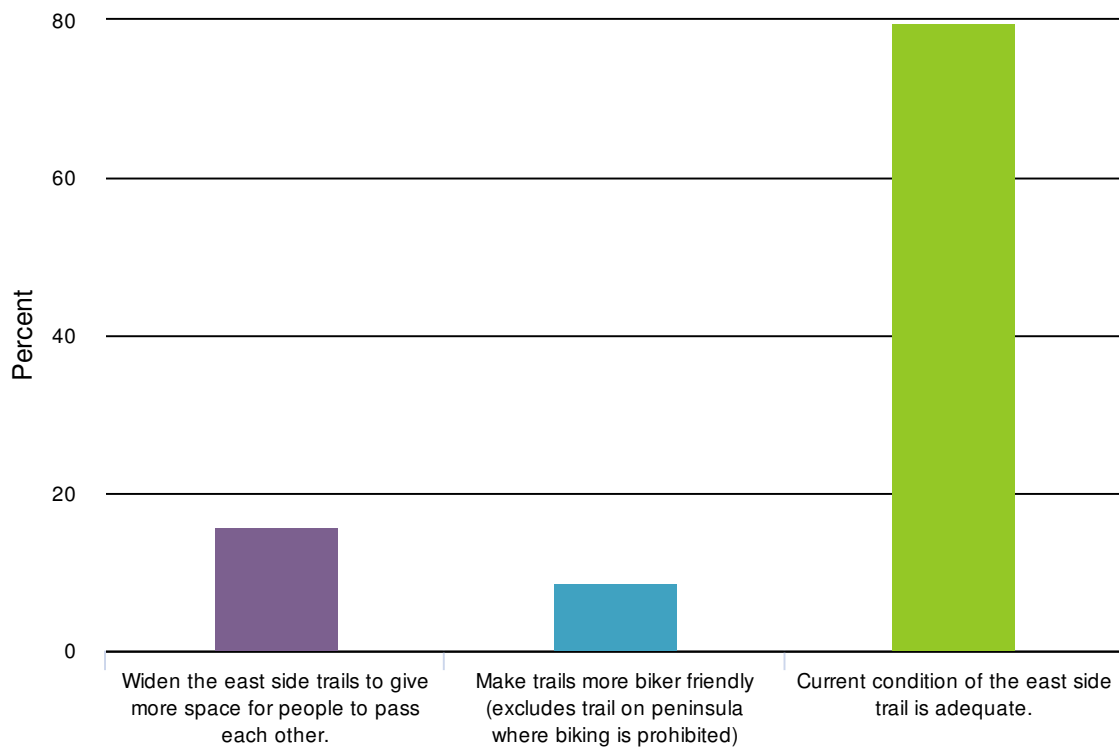
Value		Percent	Responses
Repair trails that become rutted and muddy.		77.0%	423
Make trails accessible to wheelchairs.		19.9%	109
Current trail quality is adequate.		20.6%	113

8. Peninsula Trail Modifications



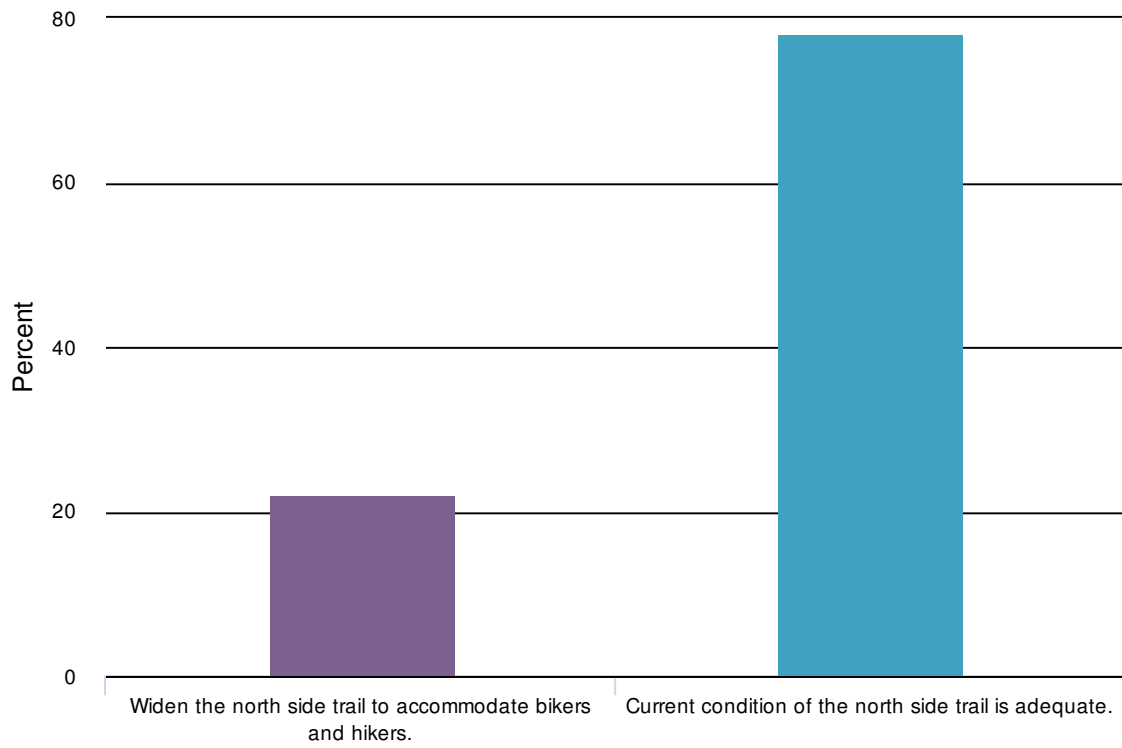
Value	Percent	Responses
Level the slope of the trail by the peninsula.	10.2%	54
Widen the peninsula trail to accommodate wheelchairs.	20.5%	108
Improve the surface of the trails on the peninsula with crushed rock materials, like crusher fines.	30.4%	160
Add borders along the trail on the northeast section of the peninsula.	10.2%	54
Current condition of the peninsula trail is adequate.	53.5%	282

9. East Side Trail Modifications



Value	Percent	Responses
Widen the east side trails to give more space for people to pass each other.	15.8%	84
Make trails more biker friendly (excludes trail on peninsula where biking is prohibited)	8.7%	46
Current condition of the east side trail is adequate.	79.7%	423

10. North Side Trail Modifications



Value

Percent

Responses

Widen the north side trail to accommodate bikers and hikers.



22.1%

117

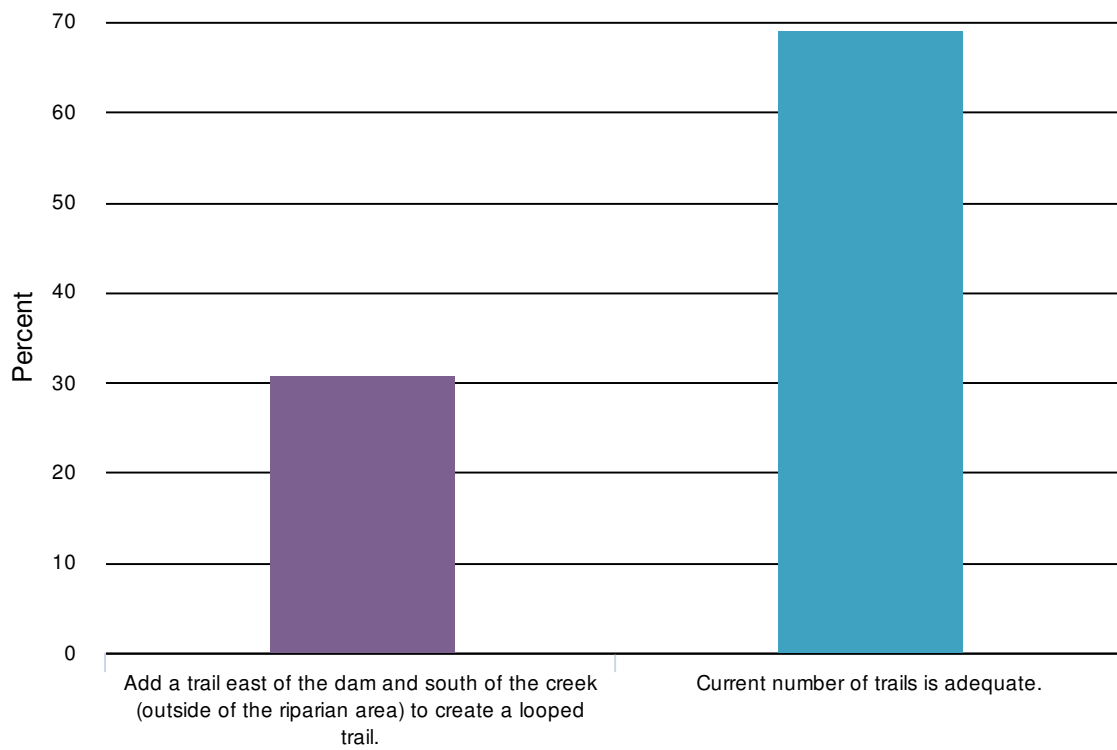
Current condition of the north side trail is adequate.



78.1%

414

11. Trail Additions



Value

Percent Responses

Add a trail east of the dam and south of the creek (outside of the riparian area) to create a looped trail.



31.0%

166

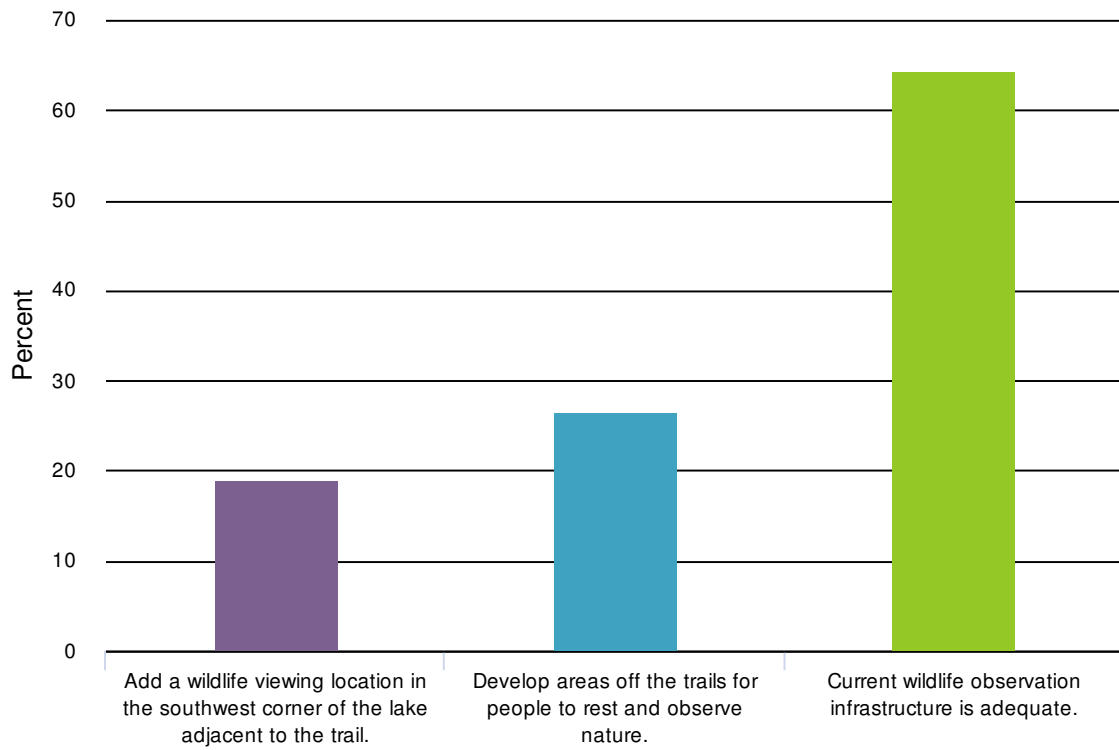
Current number of trails is adequate.



69.2%




371

12. Bird Blinds/Wildlife Observation

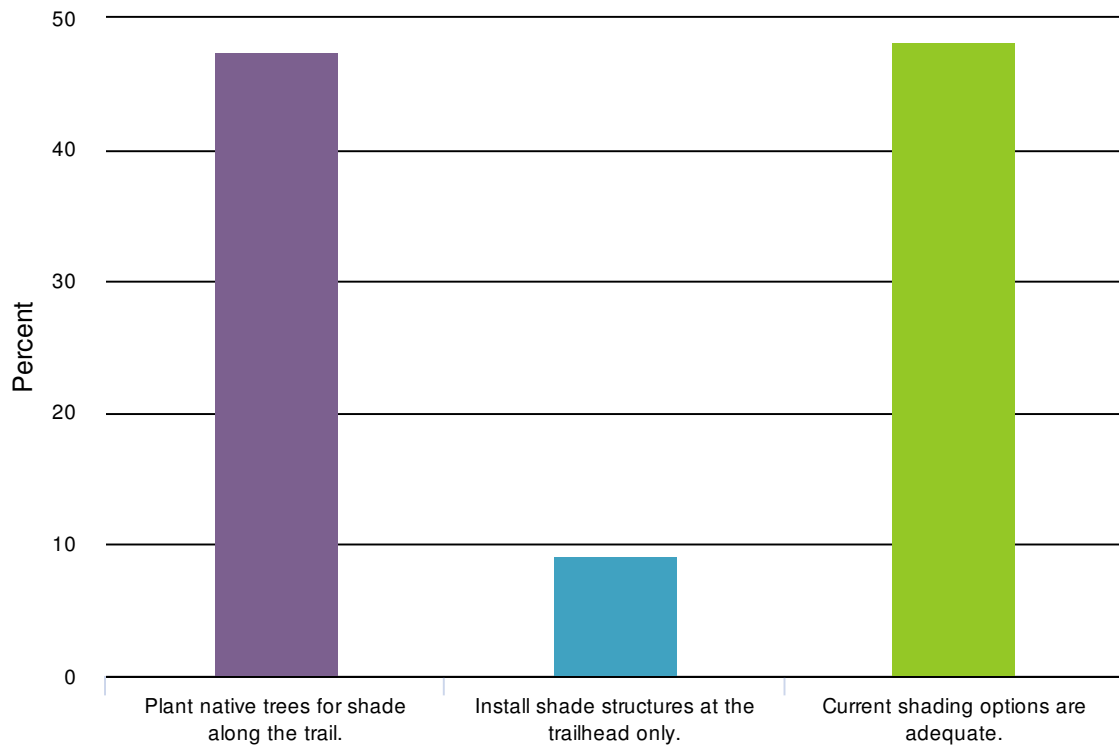





Value

Percent Responses

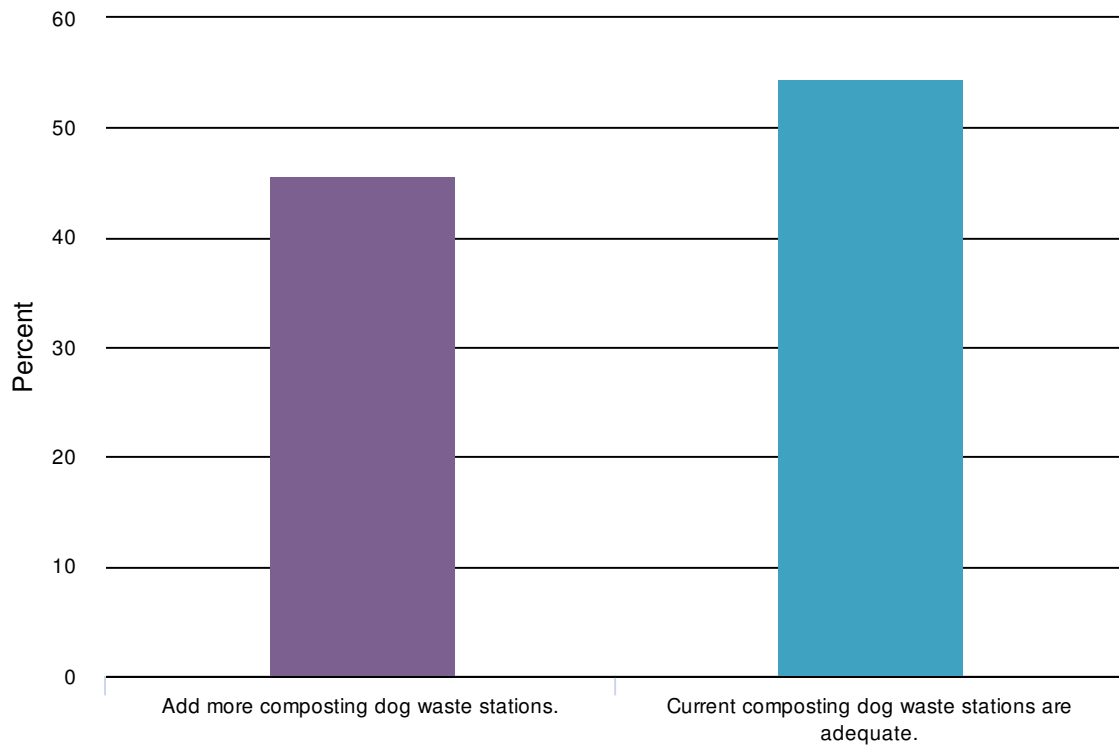
Add a wildlife viewing location in the southwest corner of the lake adjacent to the trail.		19.1%	103
Develop areas off the trails for people to rest and observe nature.		26.5%	143
Current wildlife observation infrastructure is adequate.		64.4%	347



13. Shade structures



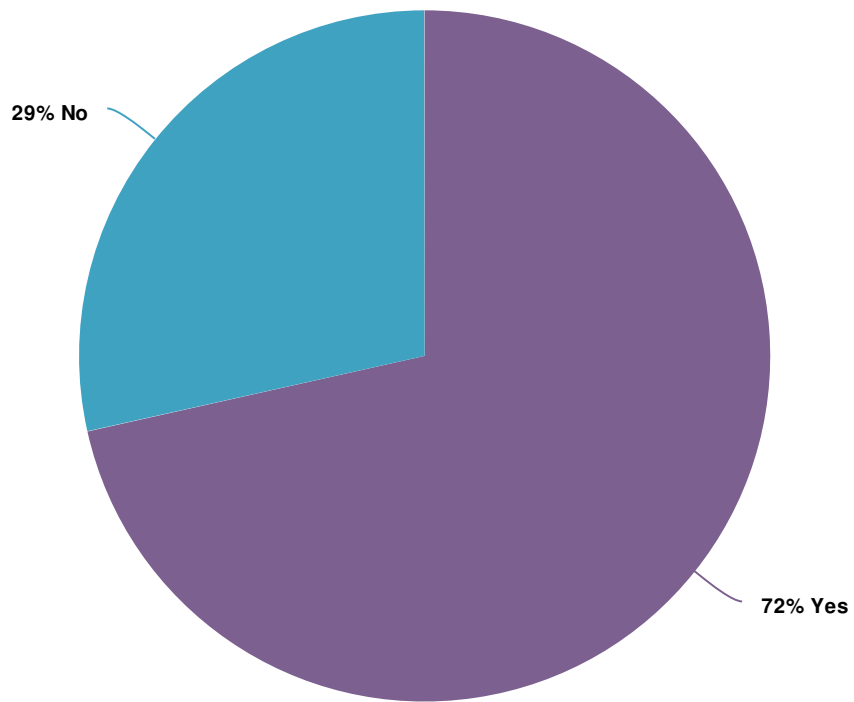
Value		Percent	Responses
Plant native trees for shade along the trail.		47.5%	256
Install shade structures at the trailhead only.		9.1%	49
Current shading options are adequate.		48.2%	260

14. Composting Dog Waste Stations



Value		Percent	Responses
Add more composting dog waste stations.		45.7%	233
Current composting dog waste stations are adequate.		54.5%	278









15. Would you like to provide feedback on Education Experiences/Interpretive Signs in the Wonderland Lake area?










Value		Percent	Responses
Yes		71.5%	437
No		28.5%	174

Totals: 611





16. Sign Content

Value		Percent	Responses
Focus sign information on natural sciences (plants, wildlife, wetlands, geology, invasive plants)		50.3%	217
Focus sign information that helps community members to connect with nature.		18.6%	80
Focus sign information on history.		16.5%	71
Focus sign information on water in Boulder.		14.2%	61
Focus sign information on courtesy behaviors, such as sharing the trail.		25.8%	111
Focus sign content on "Leave No Trace" concepts		38.3%	165
Focus sign content around best practices when encountering wildlife		25.8%	111
Current sign information is adequate.		29.9%	129



17. Sign Location

Value		Percent	Responses
Install signs on the east side of the lake.		23.5%	98
Install signs on the south side of the lake.		16.8%	70
Install signs on the west side of the lake.		16.1%	67
Install signs on the north side of the lake.		12.5%	52
Limit signs to the Wonderland Lake Trailhead.		36.2%	151
Limit signs to Nature Center.		19.4%	81
Current number of signs is adequate.		33.1%	138



18. Sign Quality

Value		Percent	Responses
Replace old signs with new signs.		16.5%	68
Replace old signs with new signs and make them bilingual.		28.8%	119
Replace old signs with new signs and add barcodes to link phones to nature apps.		14.5%	60
Current signs are adequate.		49.4%	204

19. Youth Education Opportunities



Value		Percent	Responses
Add spotting scopes for educational programs.		24.8%	97
Current youth education amenities are adequate.		75.2%	294

20. Would you like to provide feedback on Trailhead and Foothills Nature Center/Facilities Improvements in the Wonderland Lake area?




Value		Percent	Responses
Yes		81.1%	485
No		18.9%	113

Totals: 598





21. Nature Center Bike Racks

Value		Percent	Responses
Install more bike racks at the Nature Center.		48.7%	199
Current number of bike racks at the Nature Center is adequate.		52.1%	213





22. Public Restrooms

Value		Percent	Responses
Add public bathrooms at the trailhead.		29.6%	138
Add public restrooms at the Foothills Nature Center.		41.2%	192
Do not add a public bathroom. Current condition is adequate.		40.6%	189





23. Nature Center Information

Value		Percent	Responses
Add an information kiosk/display.		33.0%	151
Add interactive displays, such as a waterflood table, an evolution game and a bird ID quiz.		17.1%	78
Add signage so users know there is a Nature Center.		45.1%	206
Current information at the Nature Center is adequate.		38.1%	174





24. Nature Center Modifications

Value		Percent	Responses
Expand the Nature Center to include a meeting room for 25-40 people.		15.8%	69
Open the nature center to the public.		36.0%	157
Update/renovate the Nature Center to accommodate other needs.		26.6%	116
Current amenities provided at the Nature Center are adequate.		50.7%	221

25. Trailhead Parking Lot

Value		Percent	Responses
Expand the parking lot.		14.2%	64
Reconfigure the parking spaces in the parking lot.		21.3%	96
Modify the Wonderland Lake Trailhead for bus access.		9.8%	44
Current condition of the parking lot is adequate.		64.9%	292



26. Trailhead infrastructure

Value		Percent	Responses
Install trailhead shade structures for family gatherings and environmental education.		19.7%	91
Add a few BBQs and covered tables.		6.9%	32
Add more picnic tables		11.7%	54
Current infrastructure is adequate.		75.4%	349

27. Water Fountain



Value	Percent	Responses
Add a water fountain or pump at the Wonderland Lake Trailhead.	42.5%	197
No additional water amenities are needed. Current conditions are adequate.	58.3%	270

28. Would you like to provide feedback on Access, Conservation and Activities on the east side of Wonderland Lake?

Value		Percent	Responses
Yes		86.3%	512
No		13.7%	81

Totals: 593

29. Fishing Signs

Value		Percent	Responses
Add signs and fences to make it clear where fishing is allowed.		44.7%	217
Current signs and fences are adequate.		55.5%	269




30. Access to the Shoreline

Value		Percent	Responses
Add an ADA accessible trail from the dam to the lake.		34.1%	161
Current infrastructure is adequate.		66.5%	314



31. Shade opportunities

Value	Percent	Responses
Plant native trees for shade on the peninsula.	45.7%	221
Current shade is adequate.	54.5%	264



32. Fishing Access

Value		Percent	Responses
Consider making fishing opportunities accessible -- as feasible.		18.3%	86
Current infrastructure is adequate.		64.1%	302
Create rocky steps from the dam to the water.		25.3%	119



33. Benches

Value		Percent	Responses
Add natural log or rock benches		42.1%	200
Current infrastructure is adequate.		58.3%	277



34. Slope (Northeast Side of the Lake)

Value		Percent	Responses
Level the steep slope on the northeast side of the lake.		16.7%	78
Current slope is adequate.		83.9%	391



35. Trail Accessibility

Value		Percent	Responses
Add a ADA accessible trail from the dam to the lake.		32.8%	154
Current trails are adequate.		67.4%	316

36. Picnic Tables

Value		Percent	Responses
Add picnic tables.		12.9%	62
Current recreation amenities are adequate.		87.1%	418

37. Would you like to provide feedback on Access to Wonderland Lake Area?

Value		Percent	Responses
Yes		89.6%	525
No		10.4%	61

Totals: 586



38. ADA Access

Value	Percent	Responses
Add ADA access from Uitca, Foothills trail, and the south and north ends of the dam.	33.5%	161
Current access opportunities are adequate.	67.1%	322



39. Additional resources

Value	Percent	Responses
Develop a map of additional places to park.	26.5%	125
Current resources are adequate.	73.9%	348



40. Transportation

Value		Percent	Responses
Encourage the use of public transportation.		48.7%	239
Current conditions are adequate.		52.5%	258

41. Bike Racks





Value		Percent	Responses
Place bike racks at various access areas.		40.5%	198
Current conditions are adequate.		60.1%	294

42. Would you like to provide feedback on Wetland and Shoreline Habitat and Wildlife Conservation and Protection?




Value		Percent	Responses
Yes		90.7%	528
No		9.3%	54

Totals: 582





43. Shoreline Habitat

Value		Percent	Responses
Restore habitat on the peninsula		49.9%	256
Maintain the shoreline habitat and conservation protections on the north, west, and south sides of the lake.		64.9%	333
Make enhancements on the north and west side toward habitat preservation.		39.6%	203
Current shoreline habitat conditions are adequate.		20.9%	107

44. Wildlife

Value		Percent	Responses
Create access for wildlife to reach the shoreline.		44.6%	221
Add more structure in the lake for fish and amphibian habitat (e.g. downed trees, logs).		40.0%	198
Current wildlife conditions are adequate.		44.2%	219

45. Vegetation

Value		Percent	Responses
Plant replacement native trees to address the loss of ash trees.		73.9%	383
Remove invasive species.		66.2%	343
Enhance natural plantings.		52.3%	271
Current vegetation conditions are adequate.		13.1%	68

46. Erosion

Value		Percent	Responses
Manage erosion to minimize sedimentation.		81.9%	407
Current erosion conditions are adequate.		18.3%	91






47. Fencing

Value	Percent	Responses
Complete fence lines around protected areas on the south side.	52.6%	251
Current fence lines are adequate.	47.4%	226

48. Signs




Value	Percent	Responses
Install more signs that encourage people to stay on trail.	47.3%	233
Current signs are adequate.	52.9%	261

49. How much do you agree or disagree with a community-generated application to rename Wonderland Lake to the "Wonderland Lake Wildlife Sanctuary." Please note that a name change would not have an effect on how the area is managed or change the Management Area Designation.

Value		Percent	Responses
Strongly Agree		37.9%	218
Agree		20.9%	120
Neutral		23.1%	133
Disagree		7.3%	42
Strongly Disagree		10.8%	62







Totals: 575

50. Which gender do you identify with?

Value		Percent	Responses
Female		61.3%	342
Male		35.8%	200
I do not identify with either gender OR I do not identify with one gender more than the other		2.9%	16







Totals: 558

51. Which race or ethnicity do you most identify with?

Value		Percent	Responses
White		84.1%	472
Hispanic or Latino		0.9%	5
Asian		0.5%	3
Two or more races		2.5%	14
Other		1.1%	6
Prefer not to say		10.9%	61

Totals: 561

52. Age Range?

Value		Percent	Responses
18-24		1.1%	6
25-34		8.0%	44
35-44		9.8%	54
45-54		16.5%	91
55-64		28.3%	156
65+		36.4%	201

Totals: 552