

This report is filtered

Only show: #2 Question "What activities do you enjoy in Wonderland Lake? Select all that apply." is one of the following answers ("Dog walking")

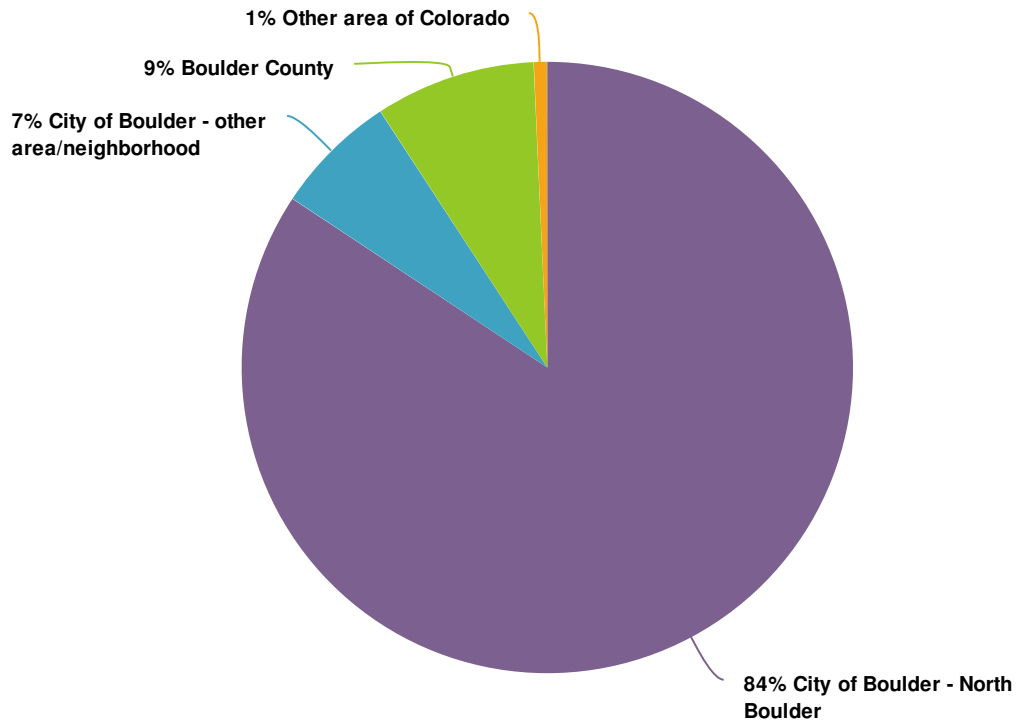
Report for Wonderland Lake Engagement Window No. 2 Questionnaire

Response Counts



Totals: 307

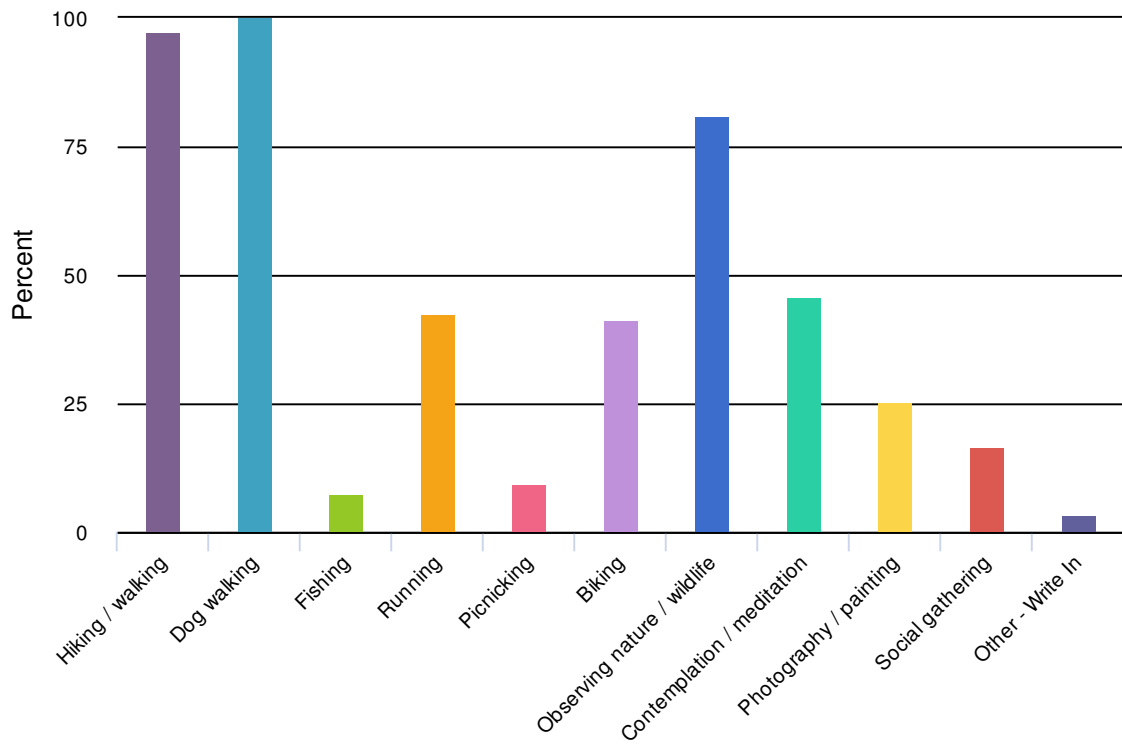
1. Which part of Boulder do you live in?



Value	Percent	Responses
City of Boulder - North Boulder	84.4%	259
City of Boulder - other area/neighborhood	6.5%	20
Boulder County	8.5%	26
Other area of Colorado	0.7%	2

Totals: 307

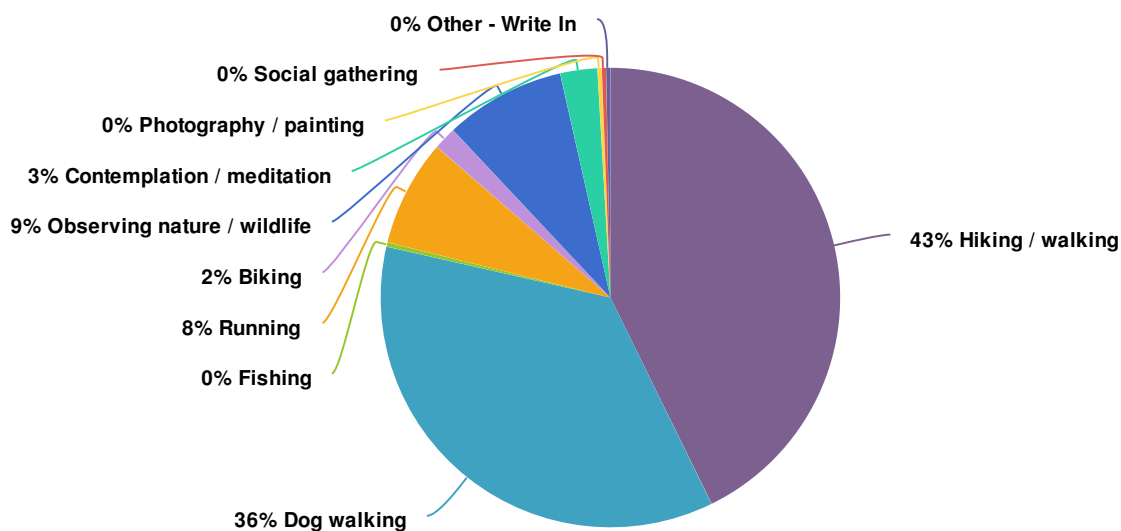
2. What activities do you enjoy in Wonderland Lake? Select all that apply.



Value	Percent	Responses
Hiking / walking	97.4%	299
Dog walking	100.0%	307
Fishing	7.5%	23
Running	42.3%	130
Picnicking	9.4%	29
Biking	41.4%	127
Observing nature / wildlife	81.1%	249
Contemplation / meditation	45.9%	141
Photography / painting	25.4%	78
Social gathering	16.6%	51
Other - Write In	3.3%	10

Other - Write In	Count
Family time	1
I live on Promontory Ct.	1
Playground	1
Sunset	1
Tai chi	1
Yoga in the grass or martial arts related activities near Wonderland Lake Park	1
sledding	1
snow shoeing	1
snowshoeing	1
Totals	9

3. What is the PRIMARY activity you enjoy in Wonderland Lake? Please choose one.



Value	Percent	Responses
Hiking / walking	42.7%	131
Dog walking	35.8%	110
Fishing	0.3%	1
Running	7.5%	23
Biking	1.6%	5
Observing nature / wildlife	8.5%	26
Contemplation / meditation	2.6%	8
Photography / painting	0.3%	1
Social gathering	0.3%	1
Other - Write In	0.3%	1

Totals: 307

Other - Write In

Count

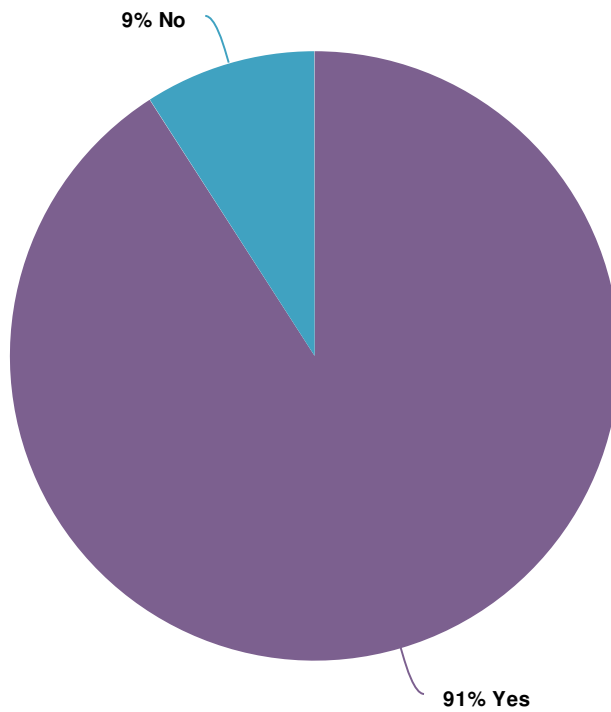
Ice hockey

1

Totals

1

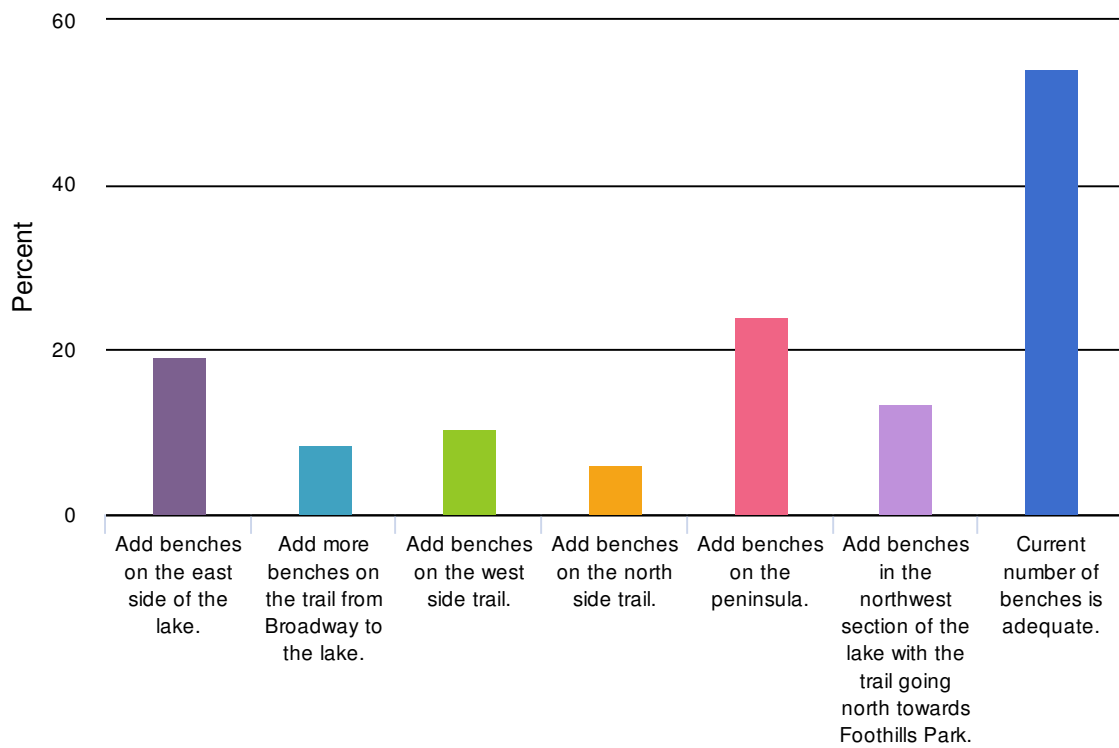
4. Would you like to provide feedback on T rail/T rail Side Improvements in the Wonderland Lake area?



Value	Percent	Responses
Yes	90.9%	269
No	9.1%	27

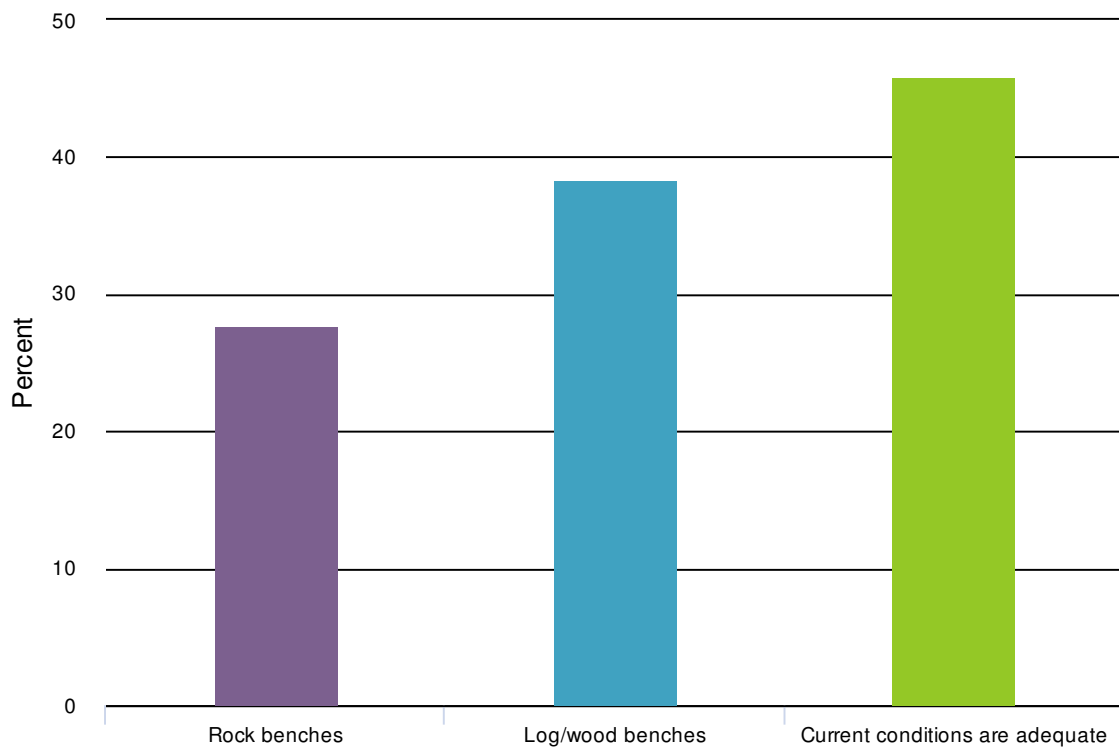
Totals: 296




5. Bench Locations



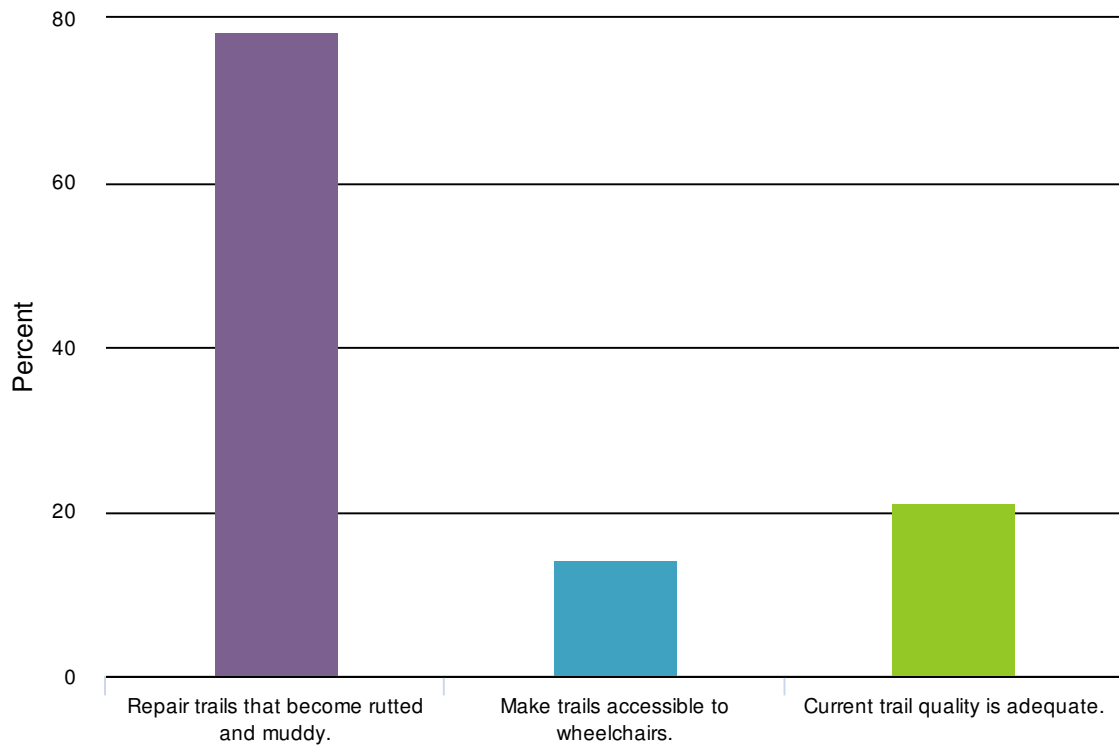
Value	Percent	Responses
Add benches on the east side of the lake.	19.1%	50
Add more benches on the trail from Broadway to the lake.	8.4%	22
Add benches on the west side trail.	10.3%	27
Add benches on the north side trail.	6.1%	16
Add benches on the peninsula.	24.0%	63
Add benches in the northwest section of the lake with the trail going north towards Foothills Park.	13.4%	35
Current number of benches is adequate.	54.2%	142




6. Bench material



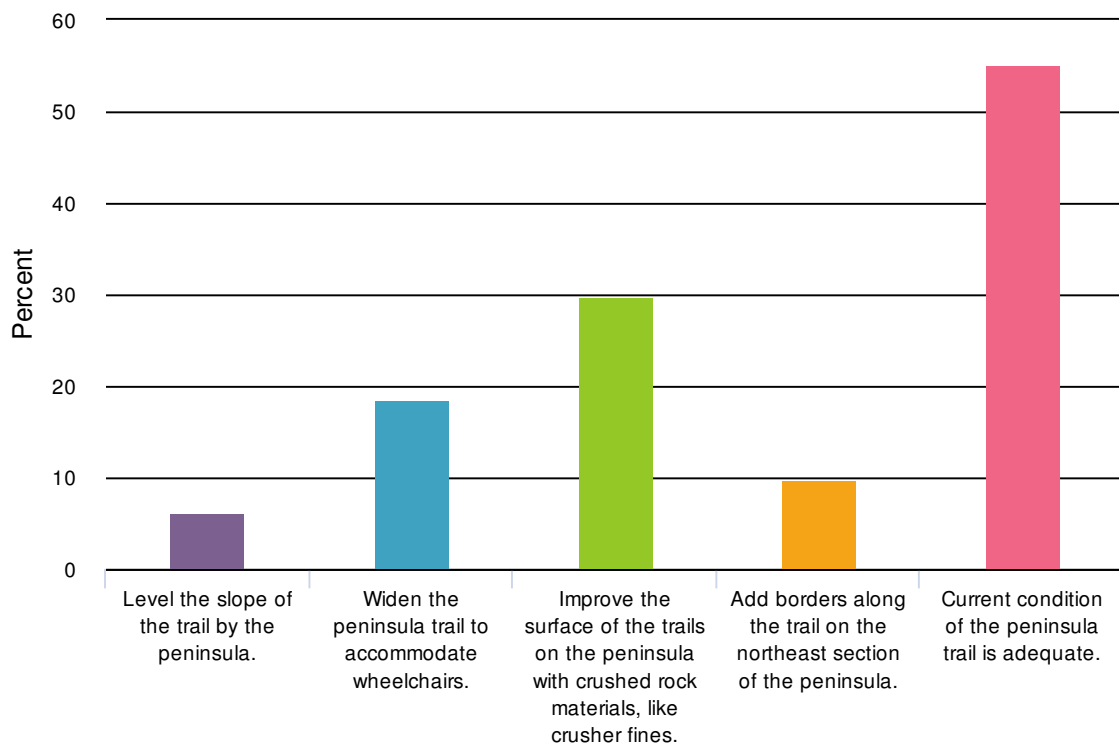
Value		Percent	Responses
Rock benches		27.7%	67
Log/wood benches		38.4%	93
Current conditions are adequate		45.9%	111

7. General Trail Modifications



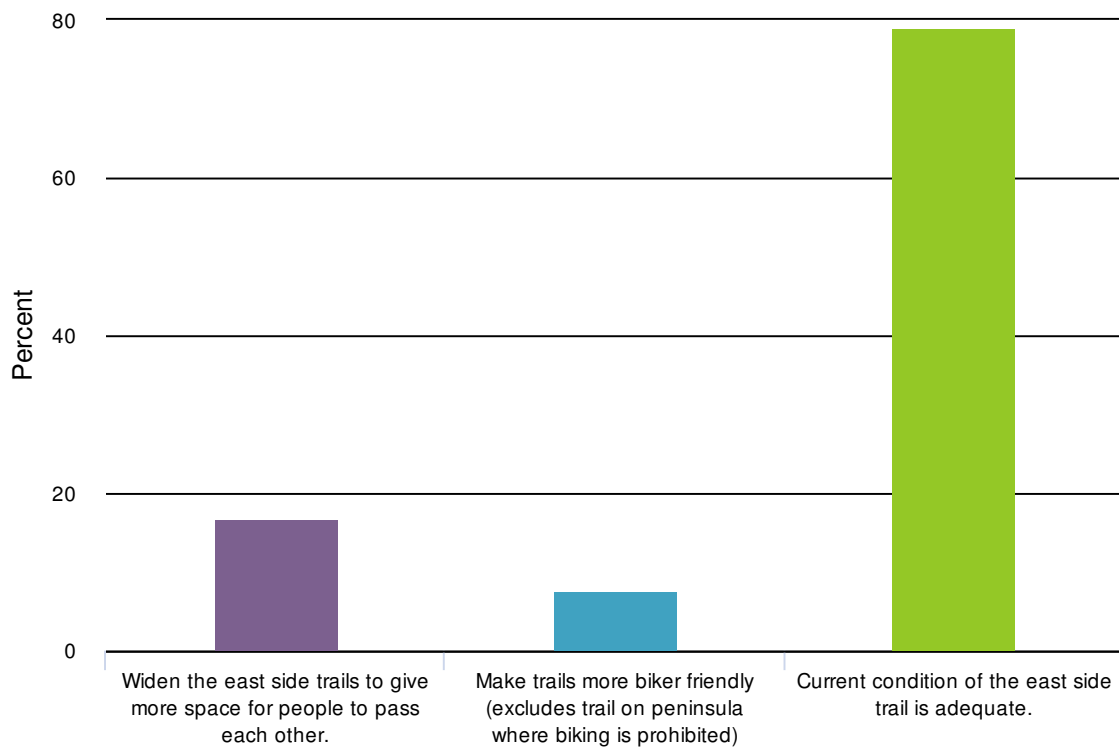
Value		Percent	Responses
Repair trails that become rutted and muddy.		78.3%	209
Make trails accessible to wheelchairs.		14.2%	38
Current trail quality is adequate.		21.0%	56

8. Peninsula Trail Modifications



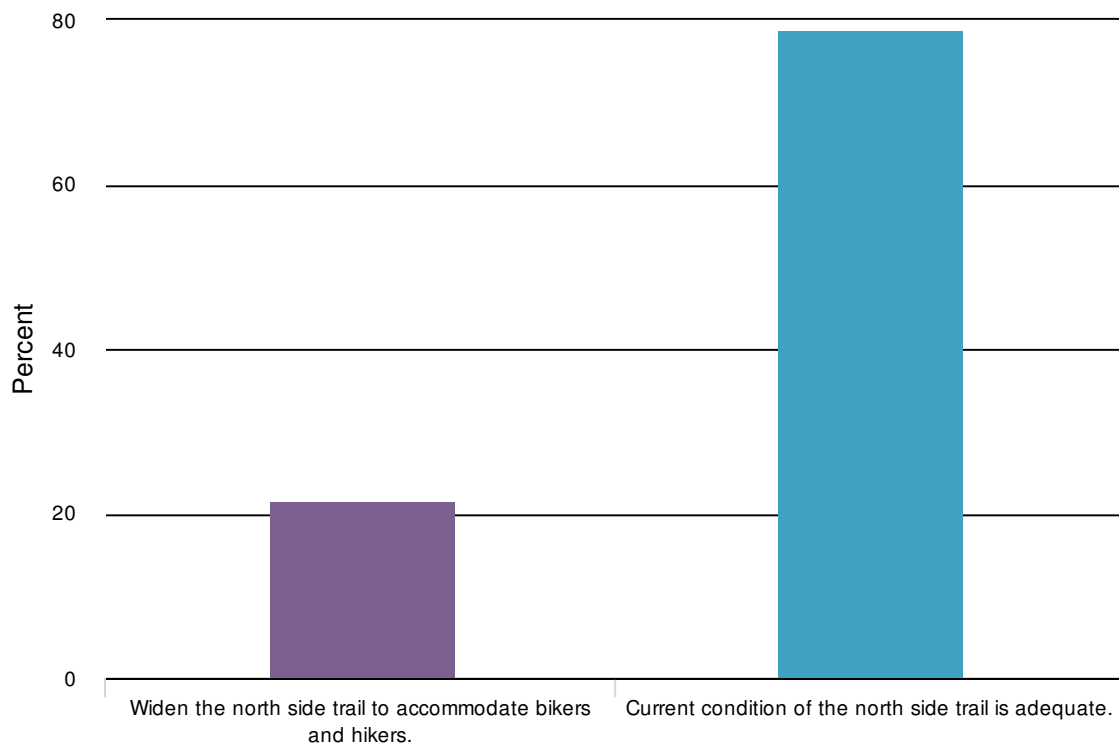
Value	Percent	Responses
Level the slope of the trail by the peninsula.	6.2%	16
Widen the peninsula trail to accommodate wheelchairs.	18.5%	48
Improve the surface of the trails on the peninsula with crushed rock materials, like crusher fines.	29.7%	77
Add borders along the trail on the northeast section of the peninsula.	9.7%	25
Current condition of the peninsula trail is adequate.	55.2%	143

9. East Side Trail Modifications



Value	Percent	Responses
Widen the east side trails to give more space for people to pass each other.	16.9%	44
Make trails more biker friendly (excludes trail on peninsula where biking is prohibited)	7.7%	20
Current condition of the east side trail is adequate.	78.9%	206

10. North Side Trail Modifications



Value

Percent

Responses

Widen the north side trail to accommodate bikers and hikers.



21.6%

57

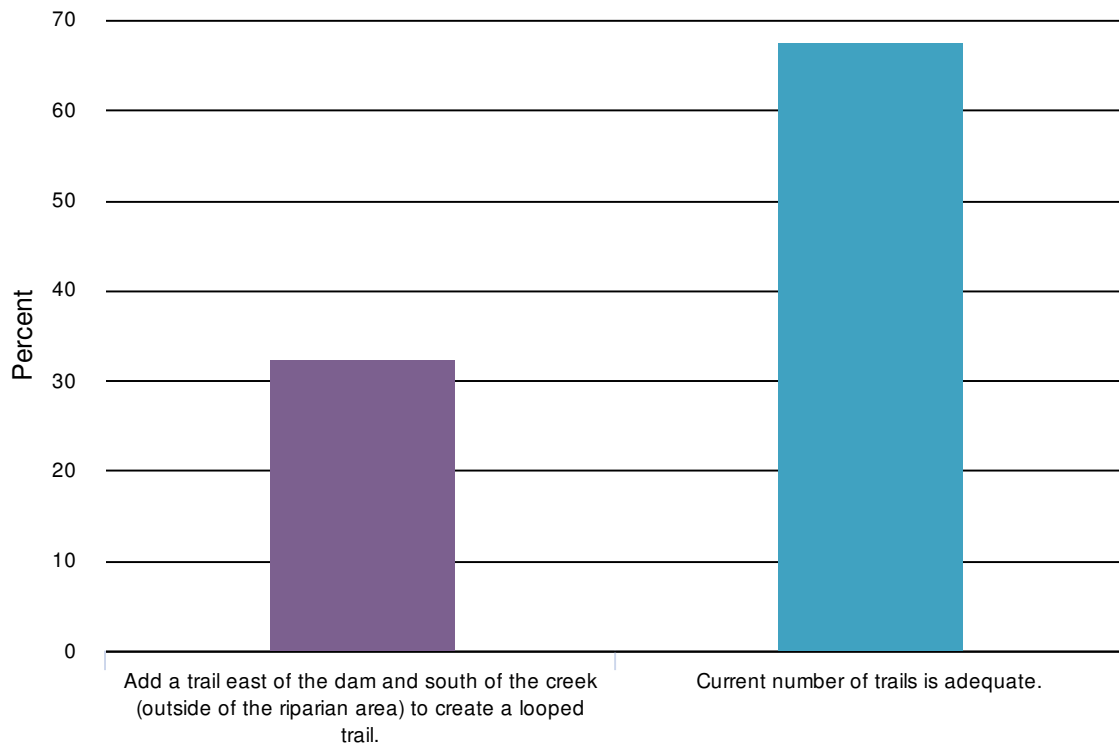
Current condition of the north side trail is adequate.



78.8%

208

11. Trail Additions



Value

Percent Responses

Add a trail east of the dam and south of the creek (outside of the riparian area) to create a looped trail.



32.4%

85

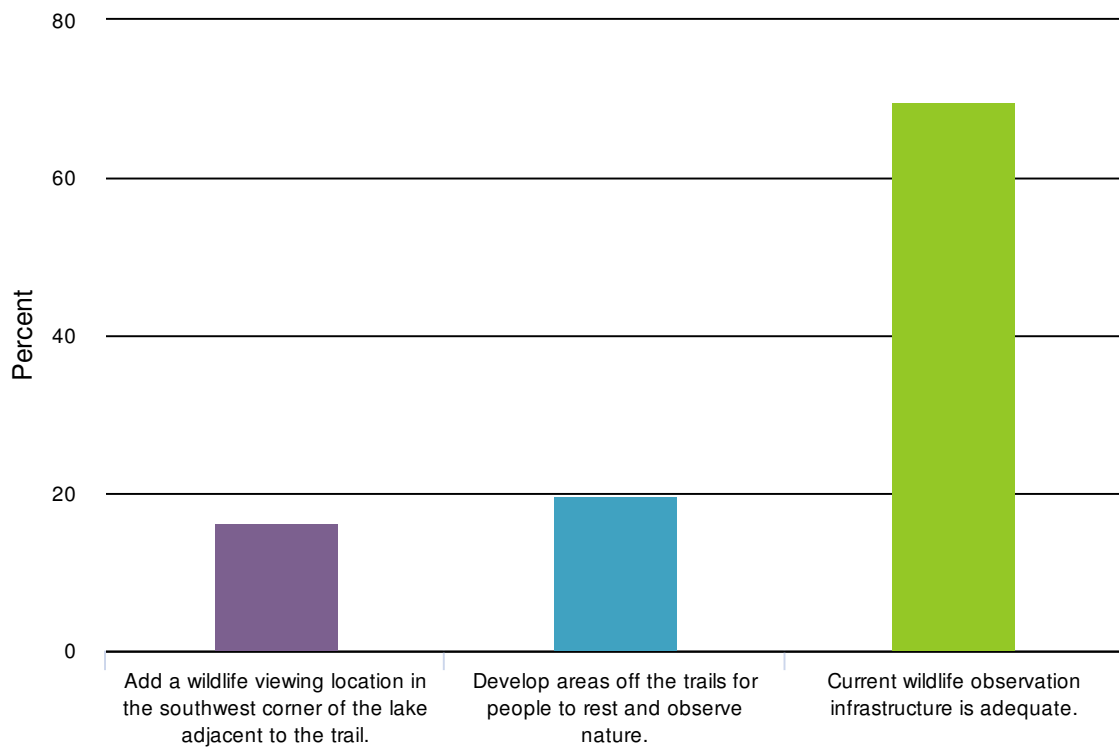
Current number of trails is adequate.



67.6%




177

12. Bird Blinds/Wildlife Observation

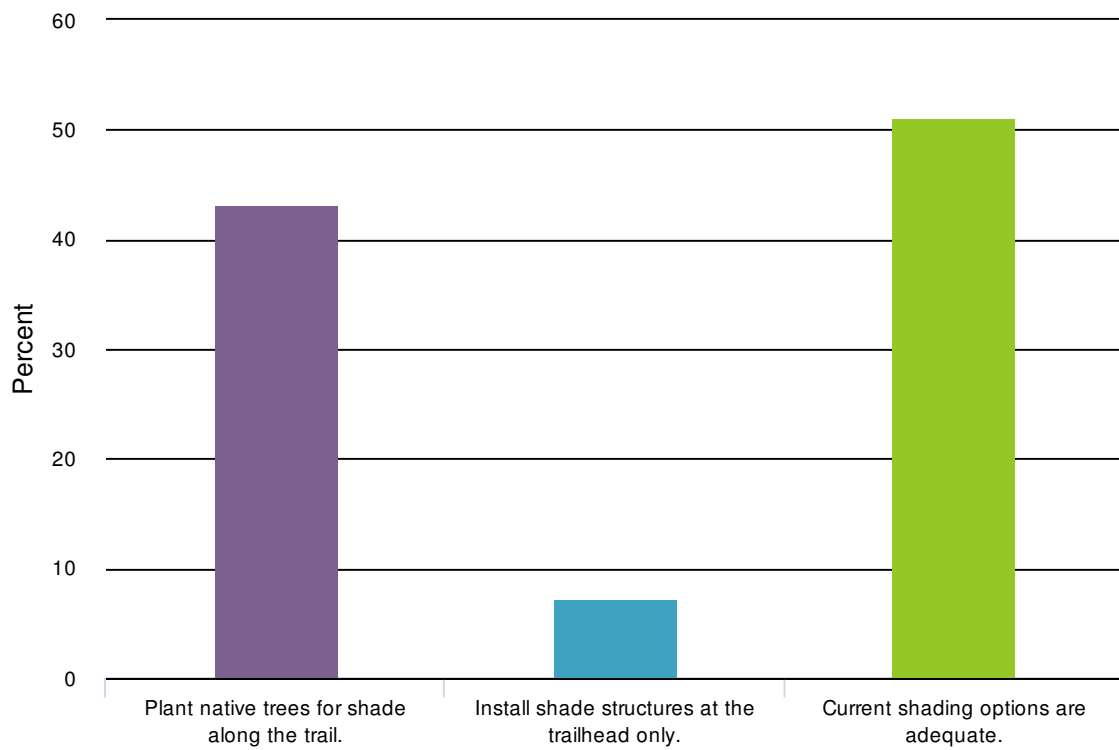





Value

Percent Responses

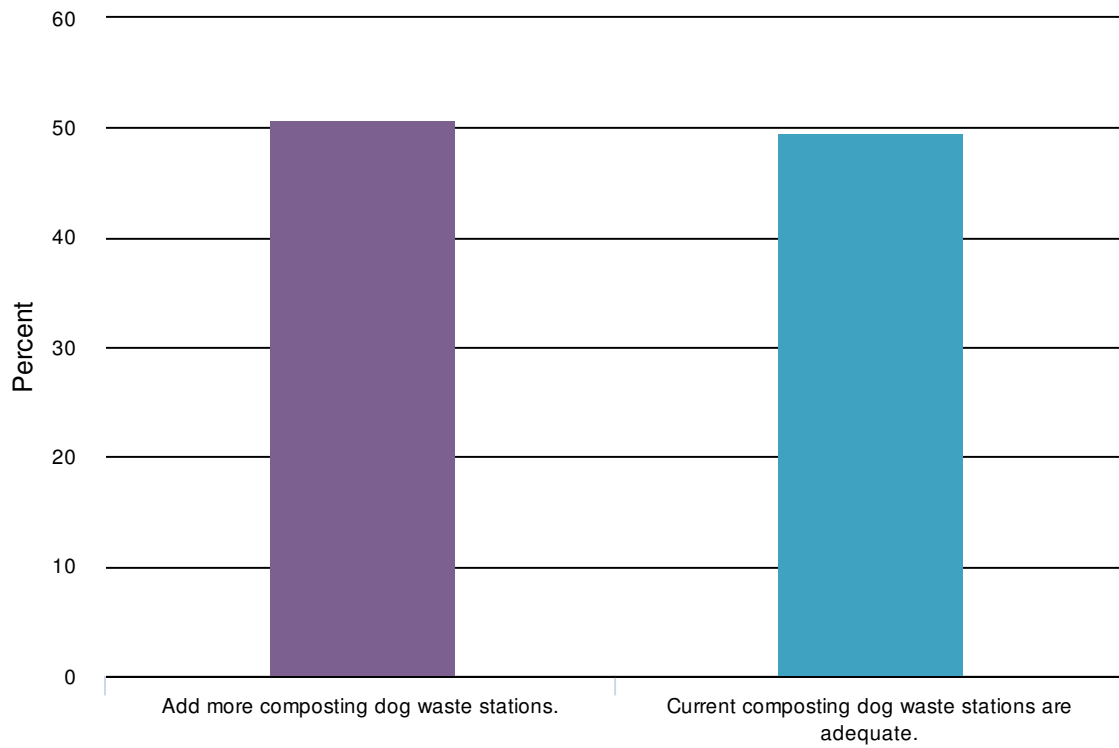
Add a wildlife viewing location in the southwest corner of the lake adjacent to the trail.		16.3%	43
Develop areas off the trails for people to rest and observe nature.		19.8%	52
Current wildlife observation infrastructure is adequate.		69.6%	183



13. Shade structures



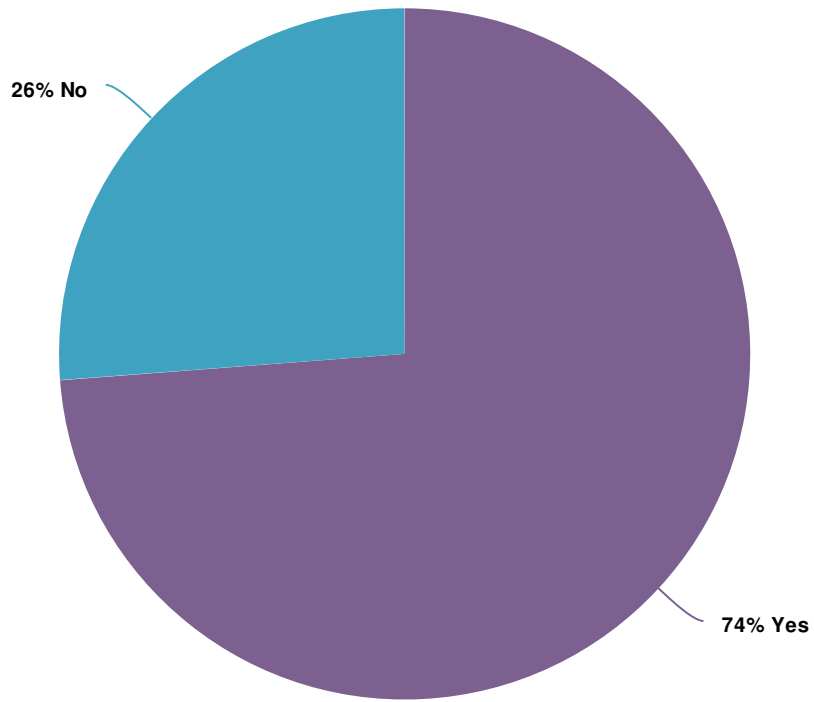
Value		Percent	Responses
Plant native trees for shade along the trail.		43.1%	112
Install shade structures at the trailhead only.		7.3%	19
Current shading options are adequate.		51.2%	133

14. Composting Dog Waste Stations



Value		Percent	Responses
Add more composting dog waste stations.		50.8%	135
Current composting dog waste stations are adequate.		49.6%	132

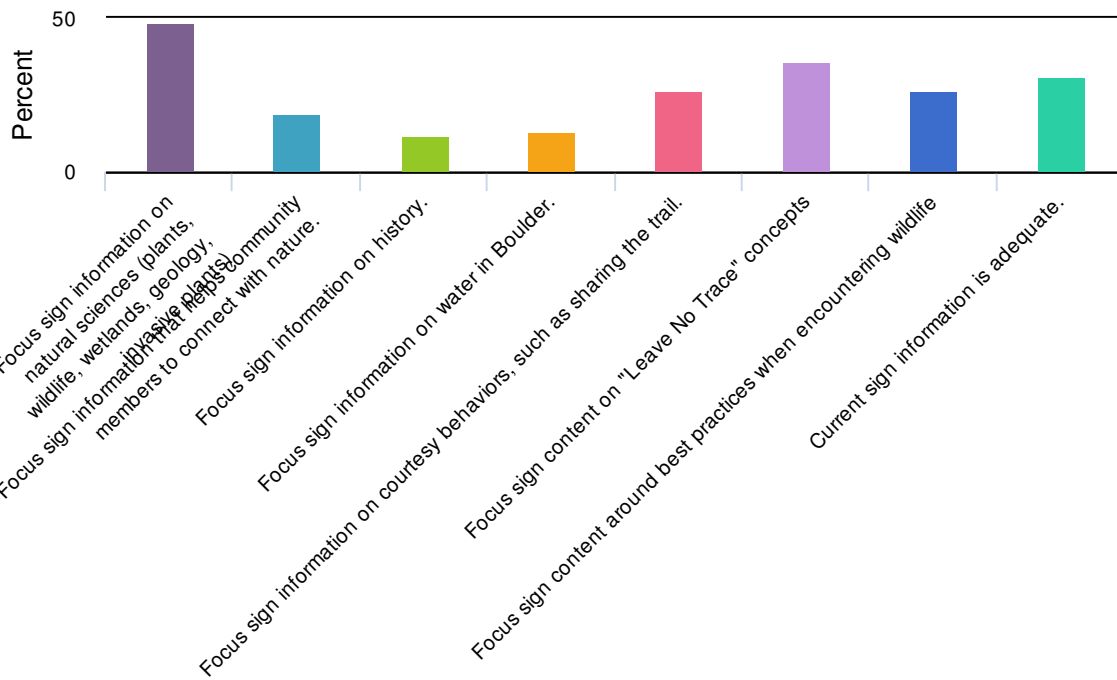
15. Would you like to provide feedback on Education Experiences/Interpretive Signs in the Wonderland Lake area?



Value		Percent	Responses
Yes		73.8%	214
No		26.2%	76

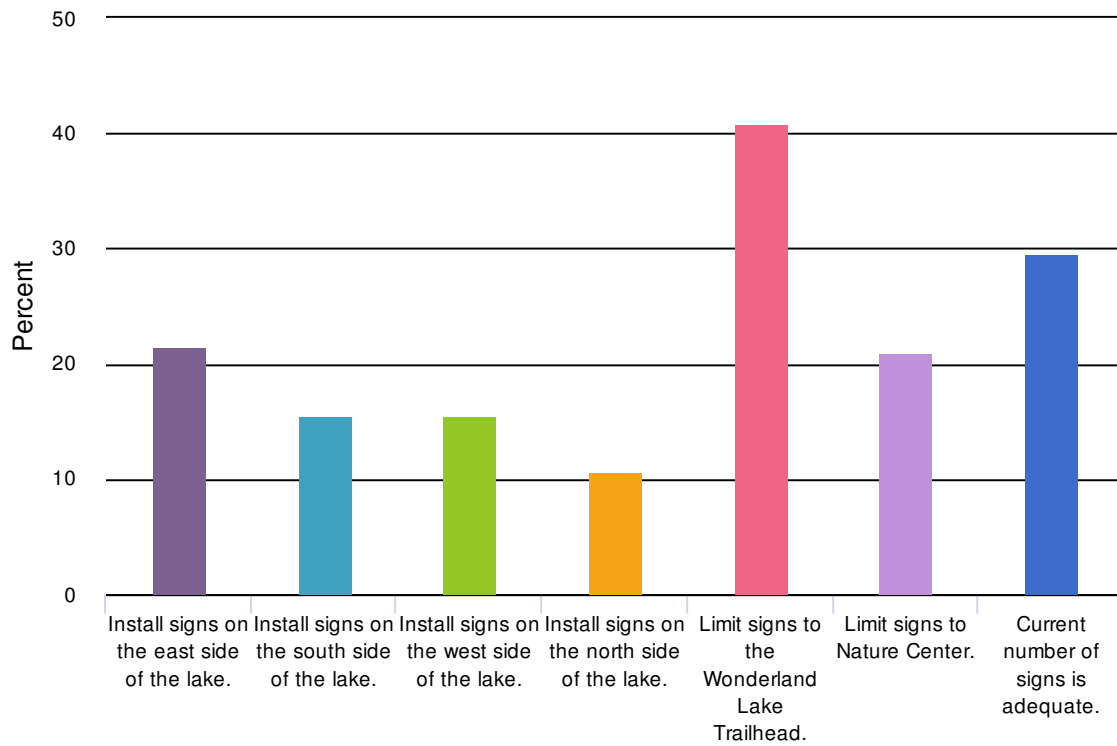
Totals: 290

16. Sign Content



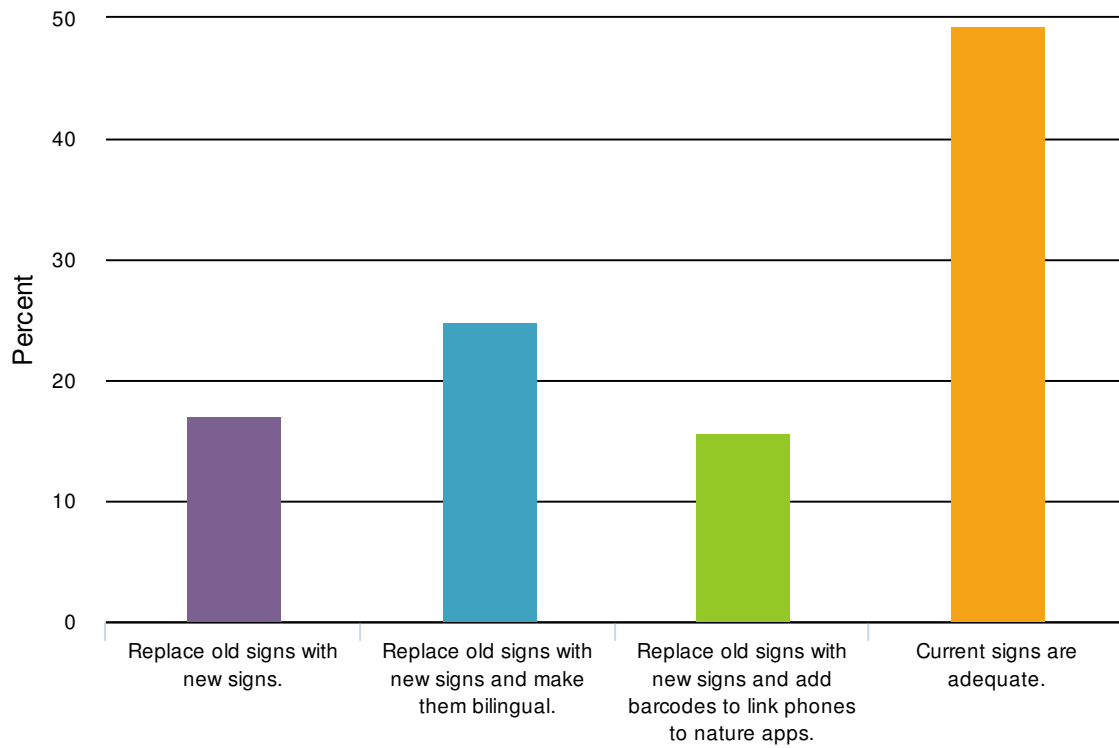
Value	Percent	Responses
Focus sign information on natural sciences (plants, wildlife, wetlands, geology, invasive plants)	48.8%	104
Focus sign information that helps community members to connect with nature.	19.2%	41
Focus sign information on history.	12.2%	26
Focus sign information on water in Boulder.	13.6%	29
Focus sign information on courtesy behaviors, such as sharing the trail.	26.3%	56
Focus sign content on "Leave No Trace" concepts	36.2%	77
Focus sign content around best practices when encountering wildlife	26.8%	57
Current sign information is adequate.	31.0%	66

17. Sign Location



Value	Percent	Responses
Install signs on the east side of the lake.	21.4%	44
Install signs on the south side of the lake.	15.5%	32
Install signs on the west side of the lake.	15.5%	32
Install signs on the north side of the lake.	10.7%	22
Limit signs to the Wonderland Lake Trailhead.	40.8%	84
Limit signs to Nature Center.	20.9%	43
Current number of signs is adequate.	29.6%	61

18. Sign Quality

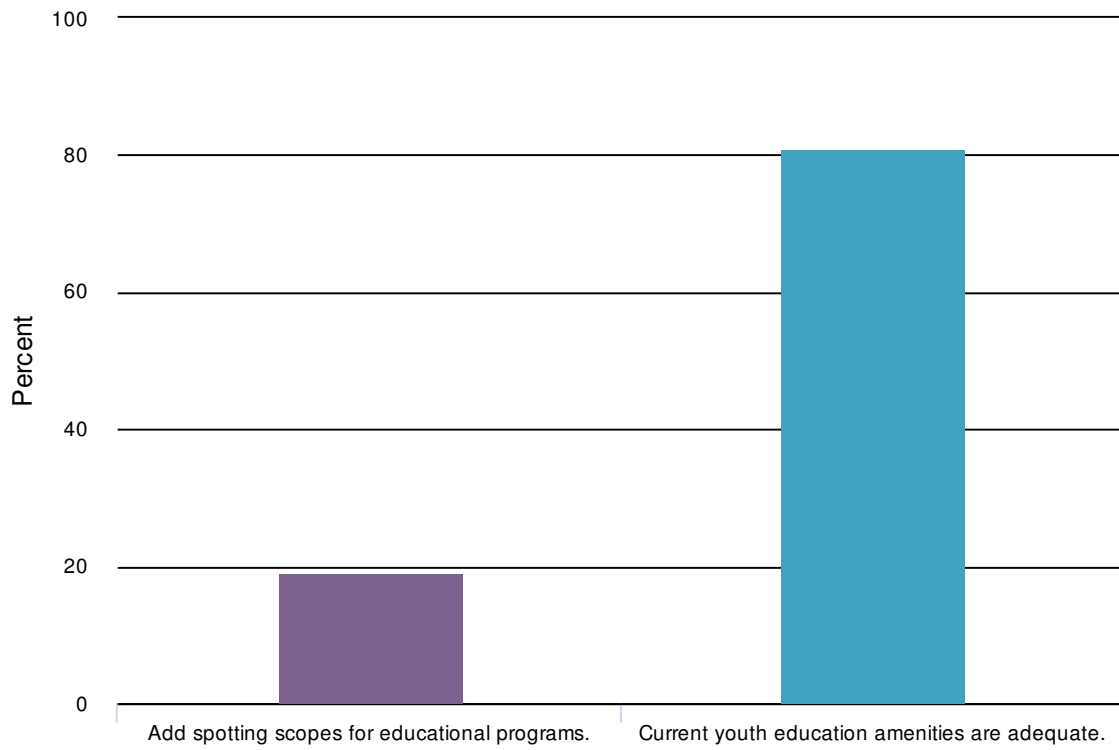


Value

Percent Responses

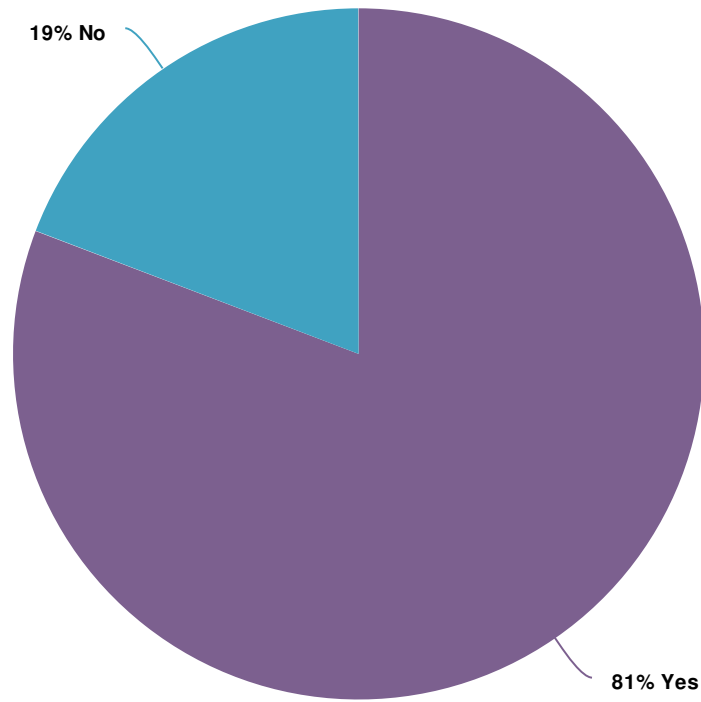
Value	Percent	Responses
Replace old signs with new signs.	17.1%	35
Replace old signs with new signs and make them bilingual.	24.9%	51
Replace old signs with new signs and add barcodes to link phones to nature apps.	15.6%	32
Current signs are adequate.	49.3%	101

19. Youth Education Opportunities



Value	Percent	Responses
Add spotting scopes for educational programs.	19.1%	37
Current youth education amenities are adequate.	80.9%	157

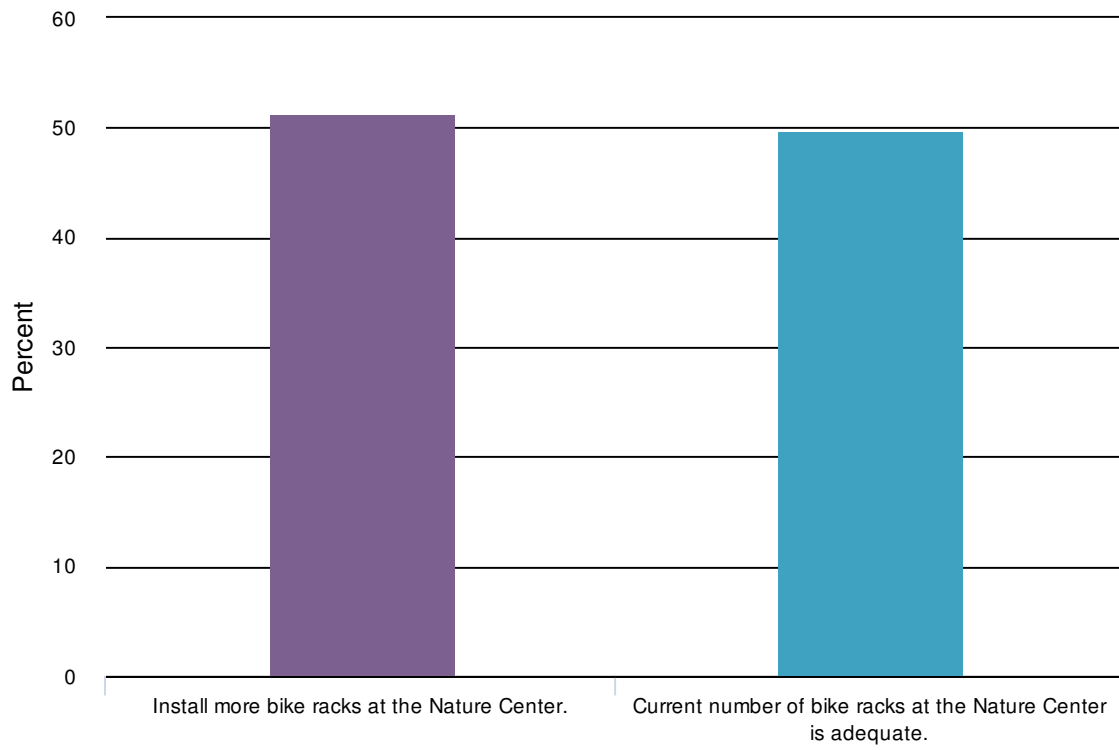
20. Would you like to provide feedback on Trailhead and Foothills Nature Center/Facilities Improvements in the Wonderland Lake area?





Value	Percent	Responses
Yes	80.8%	231
No	19.2%	55

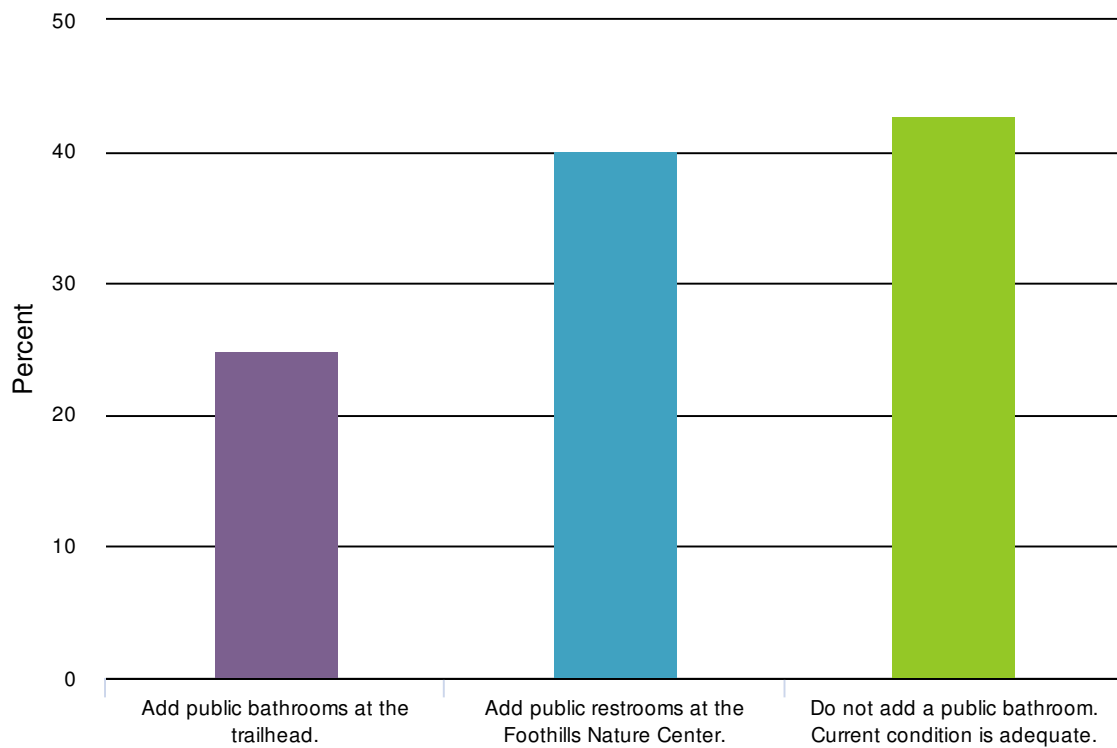
Totals: 286




21. Nature Center Bike Racks



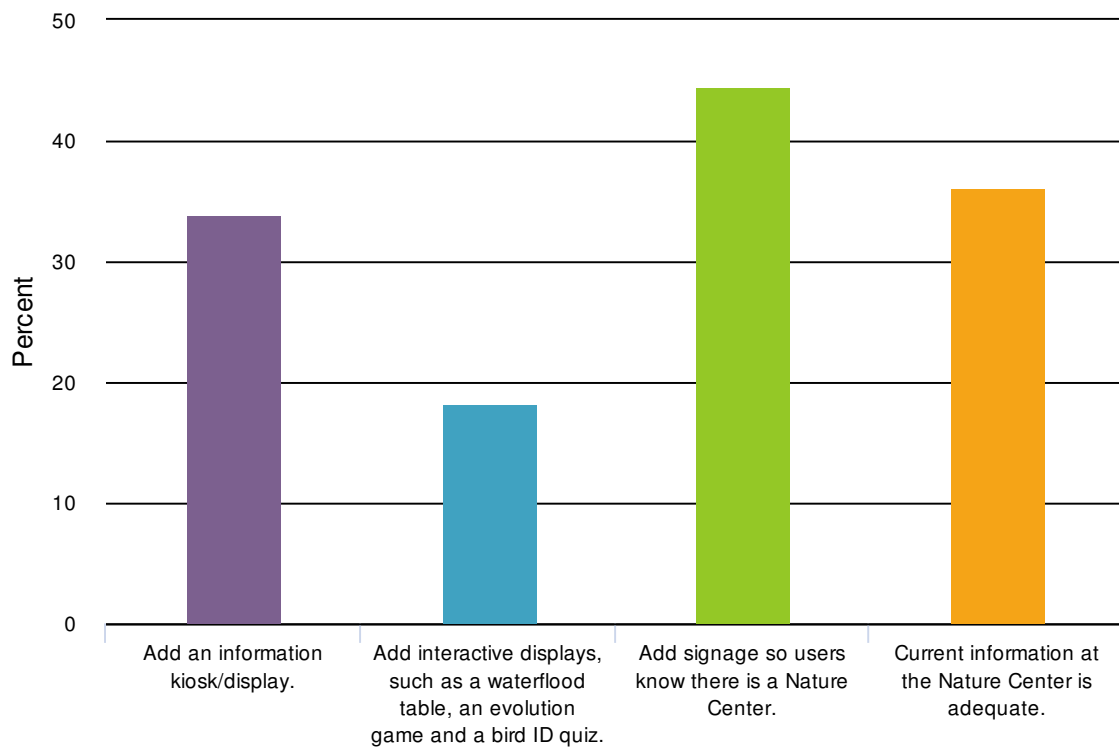
Value		Percent	Responses
Install more bike racks at the Nature Center.		51.3%	101
Current number of bike racks at the Nature Center is adequate.		49.7%	98

22. Public Restrooms



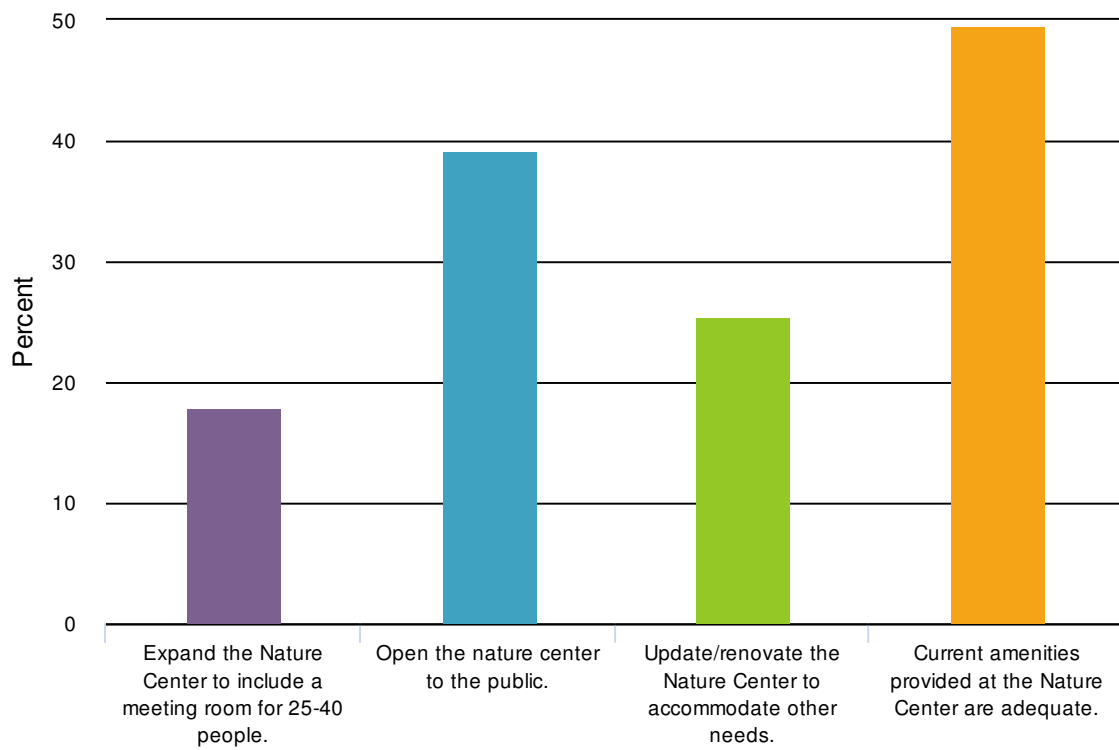
Value		Percent	Responses
Add public bathrooms at the trailhead.		24.8%	55
Add public restrooms at the Foothills Nature Center.		40.1%	89
Do not add a public bathroom. Current condition is adequate.		42.8%	95

23. Nature Center Information



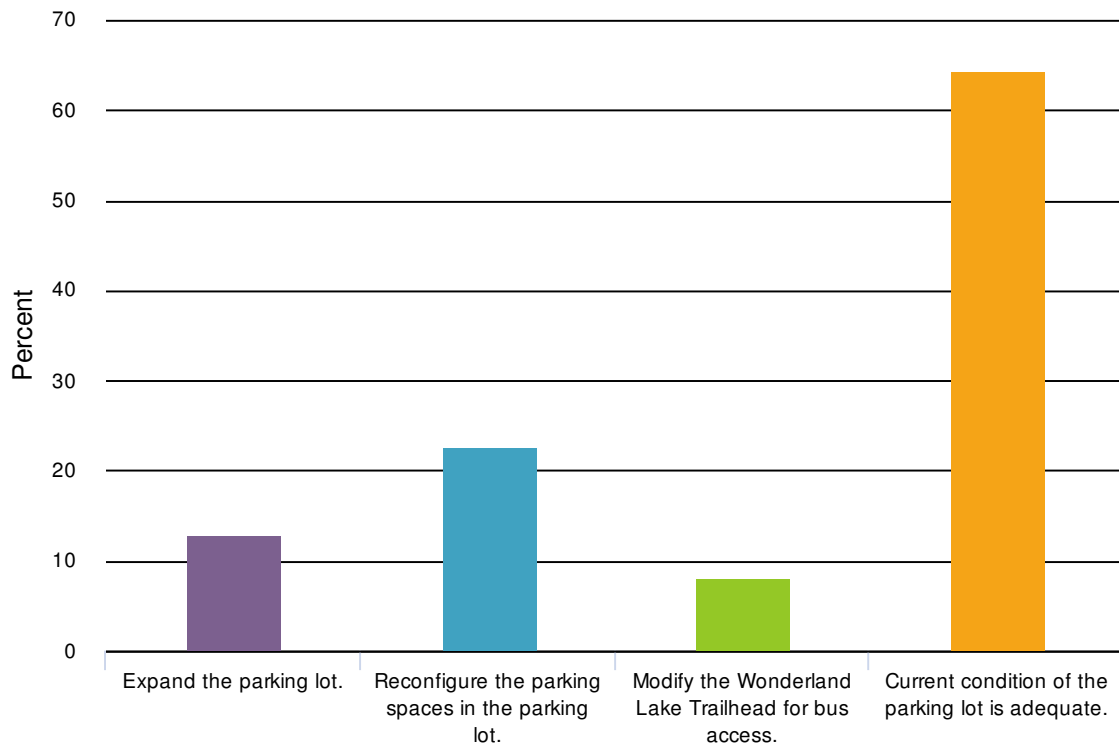
Value	Percent	Responses
Add an information kiosk/display.	33.9%	74
Add interactive displays, such as a waterflood table, an evolution game and a bird ID quiz.	18.3%	40
Add signage so users know there is a Nature Center.	44.5%	97
Current information at the Nature Center is adequate.	36.2%	79





24. Nature Center Modifications



Value	Percent	Responses
Expand the Nature Center to include a meeting room for 25-40 people.	17.9%	38
Open the nature center to the public.	39.2%	83
Update/renovate the Nature Center to accommodate other needs.	25.5%	54
Current amenities provided at the Nature Center are adequate.	49.5%	105

25. Trailhead Parking Lot



Value		Percent	Responses
Expand the parking lot.		13.0%	28
Reconfigure the parking spaces in the parking lot.		22.7%	49
Modify the Wonderland Lake Trailhead for bus access.		8.3%	18
Current condition of the parking lot is adequate.		64.4%	139



26. Trailhead infrastructure

Value		Percent	Responses
Install trailhead shade structures for family gatherings and environmental education.		14.8%	33
Add a few BBQs and covered tables.		5.8%	13
Add more picnic tables		10.3%	23
Current infrastructure is adequate.		79.4%	177



27. Water Fountain

Value	Percent	Responses
Add a water fountain or pump at the Wonderland Lake Trailhead.	45.0%	98
No additional water amenities are needed. Current conditions are adequate.	56.0%	122

28. Would you like to provide feedback on Access, Conservation and Activities on the east side of Wonderland Lake?

Value		Percent	Responses
Yes		85.9%	244
No		14.1%	40
			Totals: 284



29. Fishing Signs

Value		Percent	Responses
Add signs and fences to make it clear where fishing is allowed.		45.8%	108
Current signs and fences are adequate.		54.2%	128




30. Access to the Shoreline

Value	Percent	Responses
Add an ADA accessible trail from the dam to the lake.	33.2%	76
Current infrastructure is adequate.	67.2%	154



31. Shade opportunities

Value		Percent	Responses
Plant native trees for shade on the peninsula.		43.3%	100
Current shade is adequate.		56.7%	131



32. Fishing Access

Value		Percent	Responses
Consider making fishing opportunities accessible -- as feasible.		18.1%	41
Current infrastructure is adequate.		65.9%	149
Create rocky steps from the dam to the water.		24.8%	56

33. Benches

Value		Percent	Responses
Add natural log or rock benches		42.1%	96
Current infrastructure is adequate.		58.8%	134



34. Slope (Northeast Side of the Lake)

Value		Percent	Responses
Level the steep slope on the northeast side of the lake.		14.8%	33
Current slope is adequate.		85.2%	190

35. Trail Accessibility

Value	Percent	Responses
Add a ADA accessible trail from the dam to the lake.	32.3%	72
Current trails are adequate.	67.7%	151

36. Picnic Tables

Value		Percent	Responses
Add picnic tables.		7.4%	17
Current recreation amenities are adequate.		92.6%	213

37. Would you like to provide feedback on Access to Wonderland Lake Area?

Value	Percent	Responses
Yes	89.6%	251
No	10.4%	29
		Totals: 280

38. ADA Access

Value	Percent	Responses
Add ADA access from Uitca, Foothills trail, and the south and north ends of the dam.	32.0%	74
Current access opportunities are adequate.	68.4%	158



39. Additional resources

Value		Percent	Responses
Develop a map of additional places to park.		25.0%	58
Current resources are adequate.		75.4%	175



40. Transportation

Value		Percent	Responses
Encourage the use of public transportation.		47.3%	113
Current conditions are adequate.		54.0%	129

41. Bike Racks





Value		Percent	Responses
Place bike racks at various access areas.		38.0%	90
Current conditions are adequate.		62.0%	147

42. Would you like to provide feedback on Wetland and Shoreline Habitat and Wildlife Conservation and Protection?




Value		Percent	Responses
Yes		90.3%	251
No		9.7%	27

Totals: 278





43. Shoreline Habitat

Value		Percent	Responses
Restore habitat on the peninsula		46.7%	114
Maintain the shoreline habitat and conservation protections on the north, west, and south sides of the lake.		64.3%	157
Make enhancements on the north and west side toward habitat preservation.		34.8%	85
Current shoreline habitat conditions are adequate.		23.0%	56

44. Wildlife

Value		Percent	Responses
Create access for wildlife to reach the shoreline.		45.3%	107
Add more structure in the lake for fish and amphibian habitat (e.g. downed trees, logs).		41.9%	99
Current wildlife conditions are adequate.		43.6%	103

45. Vegetation

Value		Percent	Responses
Plant replacement native trees to address the loss of ash trees.		76.5%	189
Remove invasive species.		67.2%	166
Enhance natural plantings.		51.8%	128
Current vegetation conditions are adequate.		11.3%	28



46. Erosion

Value	Percent	Responses
Manage erosion to minimize sedimentation.	82.1%	192
Current erosion conditions are adequate.	17.9%	42






47. Fencing

Value	Percent	Responses
Complete fence lines around protected areas on the south side.	52.2%	119
Current fence lines are adequate.	47.8%	109

48. Signs




Value	Percent	Responses
Install more signs that encourage people to stay on trail.	 42.0%	100
Current signs are adequate.	 58.4%	139

49. How much do you agree or disagree with a community-generated application to rename Wonderland Lake to the "Wonderland Lake Wildlife Sanctuary." Please note that a name change would not have an effect on how the area is managed or change the Management Area Designation.

Value		Percent	Responses
Strongly Agree		38.3%	105
Agree		20.1%	55
Neutral		23.0%	63
Disagree		5.8%	16
Strongly Disagree		12.8%	35








Totals: 274

50. Which gender do you identify with?

Value		Percent	Responses
Female		61.6%	165
Male		35.4%	95
I do not identify with either gender OR I do not identify with one gender more than the other		3.0%	8







Totals: 268

51. Which race or ethnicity do you most identify with?

Value		Percent	Responses
White		81.6%	218
Hispanic or Latino		1.1%	3
Asian		0.7%	2
Native Hawaiian or Other Pacific Islander		0.4%	1
Two or more races		1.5%	4
Other		1.5%	4
Prefer not to say		13.1%	35

Totals: 267

52. Age Range?

Value		Percent	Responses
18-24		1.9%	5
25-34		8.0%	21
35-44		11.9%	31
45-54		14.9%	39
55-64		29.5%	77
65+		33.7%	88

Totals: 261