

This report is filtered

Only show: #2 Question "What activities do you enjoy in Wonderland Lake? Select all that apply." is one of the following answers ("Fishing")

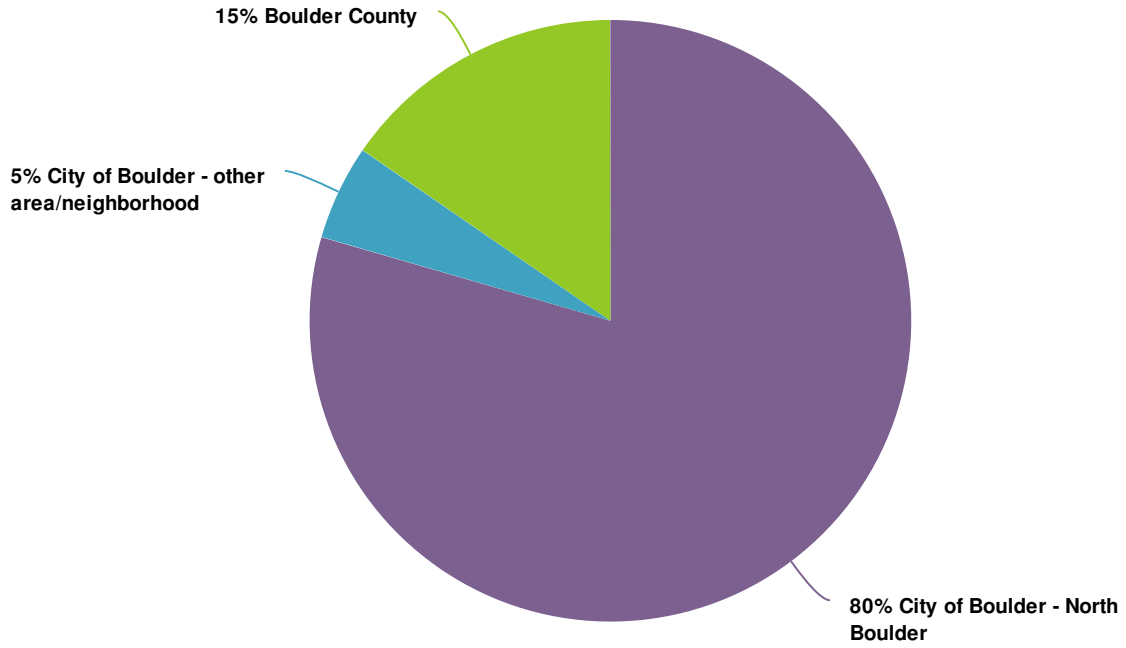
Report for Wonderland Lake Engagement Window No. 2 Questionnaire




Response Counts



Totals: 39

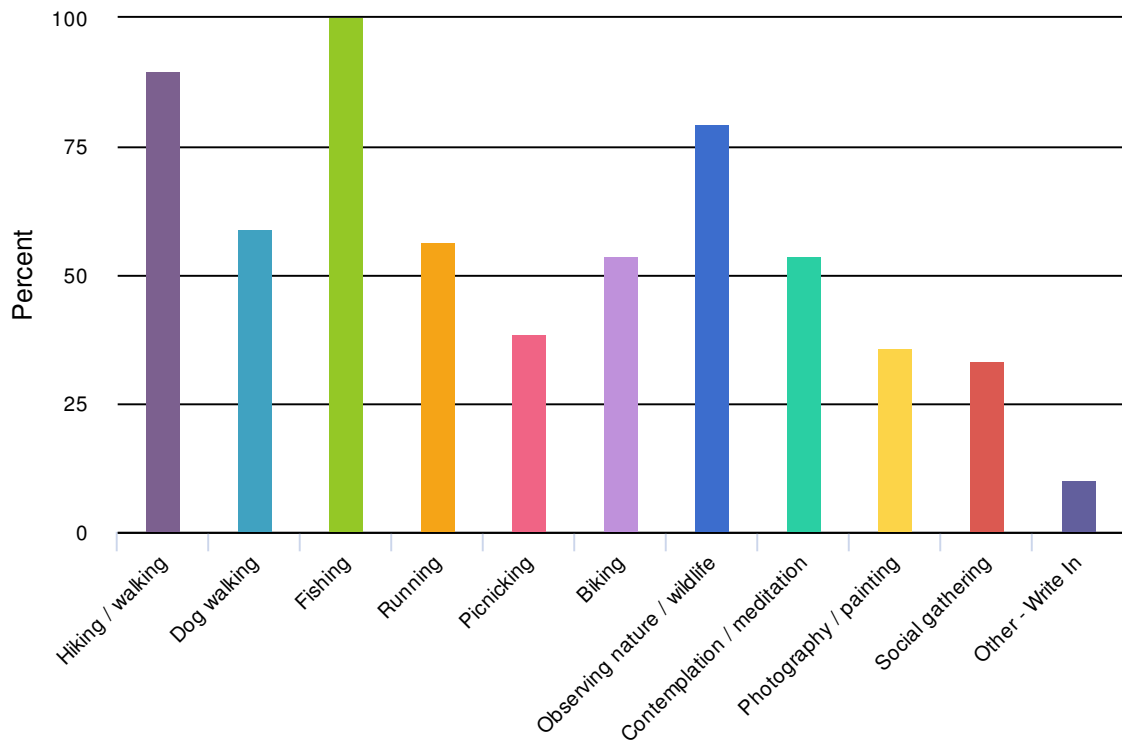
1. Which part of Boulder do you live in?



Value		Percent	Responses
City of Boulder - North Boulder		79.5%	31
City of Boulder - other area/neighborhood		5.1%	2
Boulder County		15.4%	6

Totals: 39

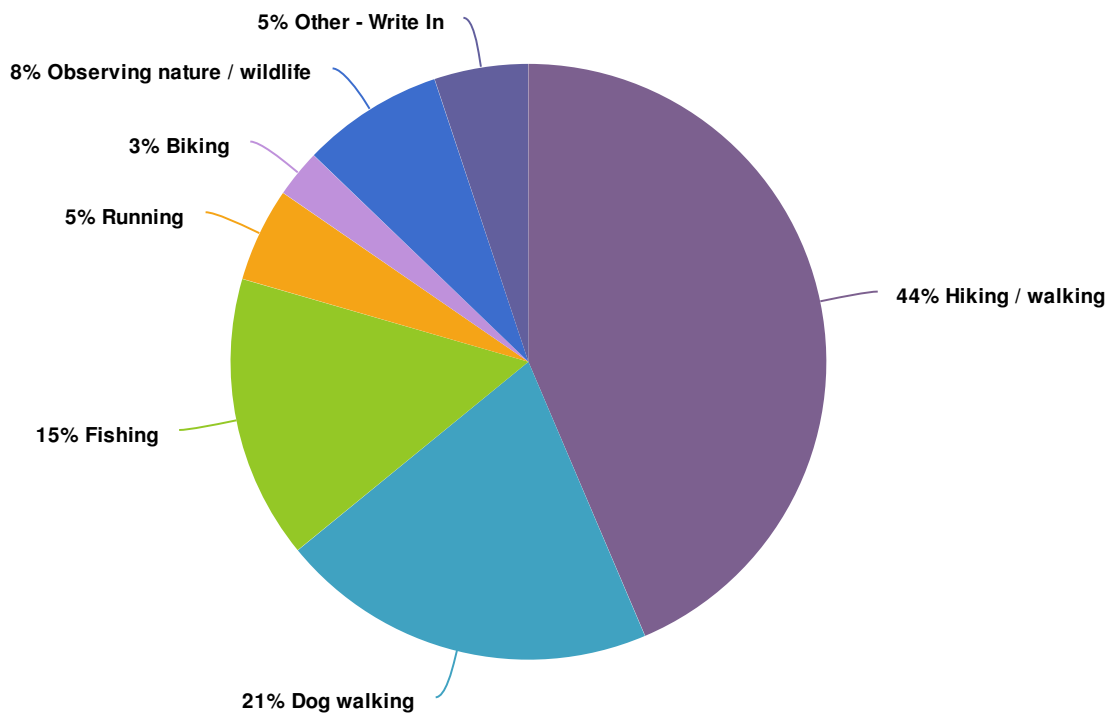
2. What activities do you enjoy in Wonderland Lake? Select all that apply.



Value	Percent	Responses
Hiking / walking	89.7%	35
Dog walking	59.0%	23
Fishing	100.0%	39
Running	56.4%	22
Picnicking	38.5%	15
Biking	53.8%	21
Observing nature / wildlife	79.5%	31
Contemplation / meditation	53.8%	21
Photography / painting	35.9%	14
Social gathering	33.3%	13
Other - Write In	10.3%	4

Other - Write In	Count
Nature ranger days	1
Yoga in the grass or martial arts related activities near Wonderland Lake Park	1
sledding	1
Totals	3

3. What is the PRIMARY activity you enjoy in Wonderland Lake? Please choose one.

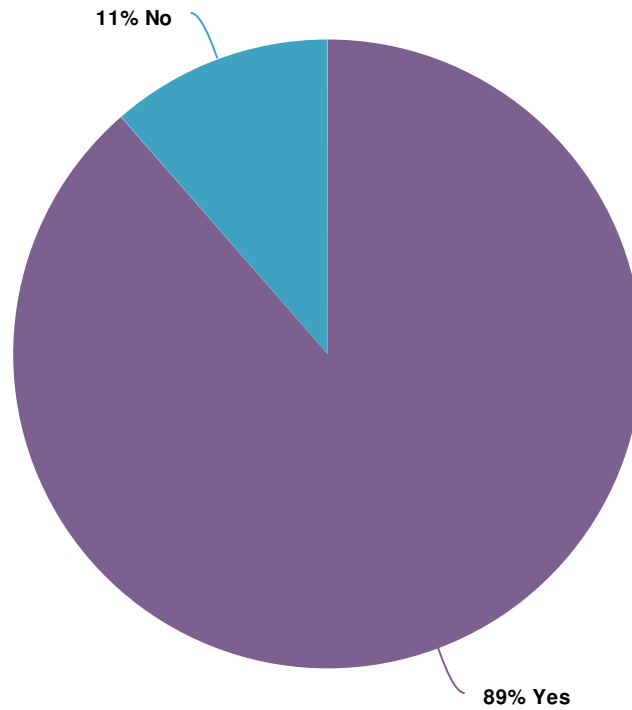


Value	Percent	Responses
Hiking / walking	43.6%	17
Dog walking	20.5%	8
Fishing	15.4%	6
Running	5.1%	2
Biking	2.6%	1
Observing nature / wildlife	7.7%	3
Other - Write In	5.1%	2

Totals: 39

Other - Write In	Count
Ice hockey	1
Living my daily life	1
Totals	2

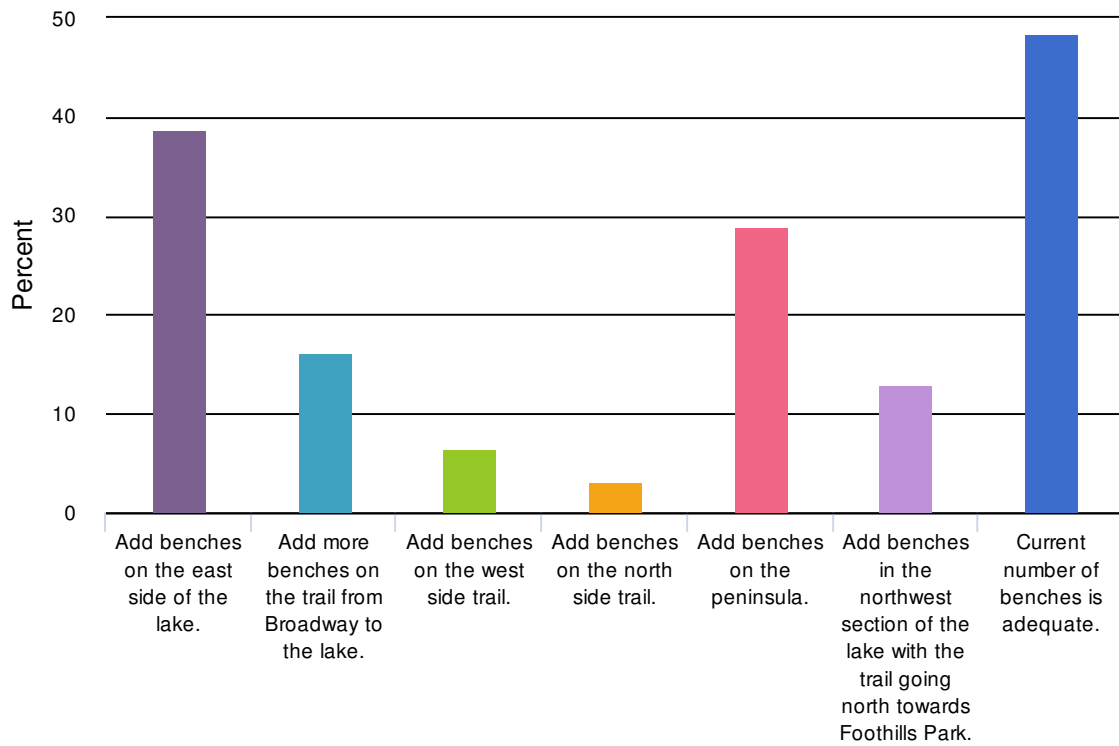
4. Would you like to provide feedback on T rail/T rail Side Improvements in the Wonderland Lake area?



Value		Percent	Responses
Yes		88.6%	31
No		11.4%	4

Totals: 35

5. Bench Locations

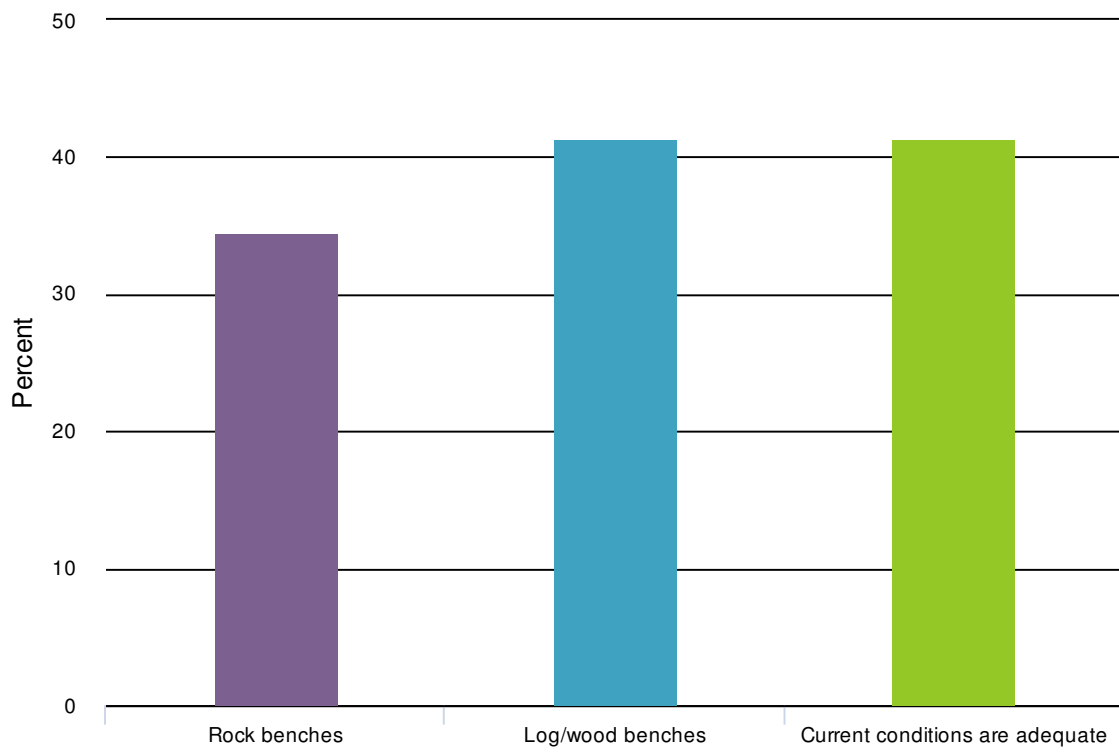





Value

Percent Responses

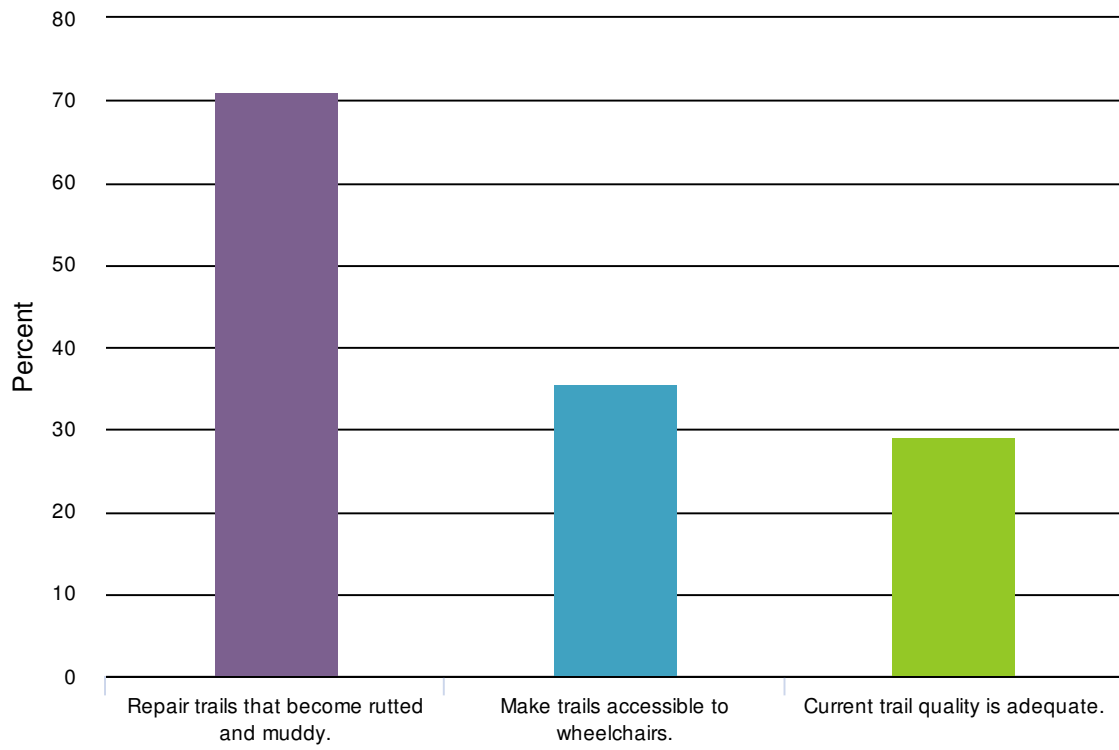
Value	Percent	Responses
Add benches on the east side of the lake.	38.7%	12
Add more benches on the trail from Broadway to the lake.	16.1%	5
Add benches on the west side trail.	6.5%	2
Add benches on the north side trail.	3.2%	1
Add benches on the peninsula.	29.0%	9
Add benches in the northwest section of the lake with the trail going north towards Foothills Park.	12.9%	4
Current number of benches is adequate.	48.4%	15




6. Bench material



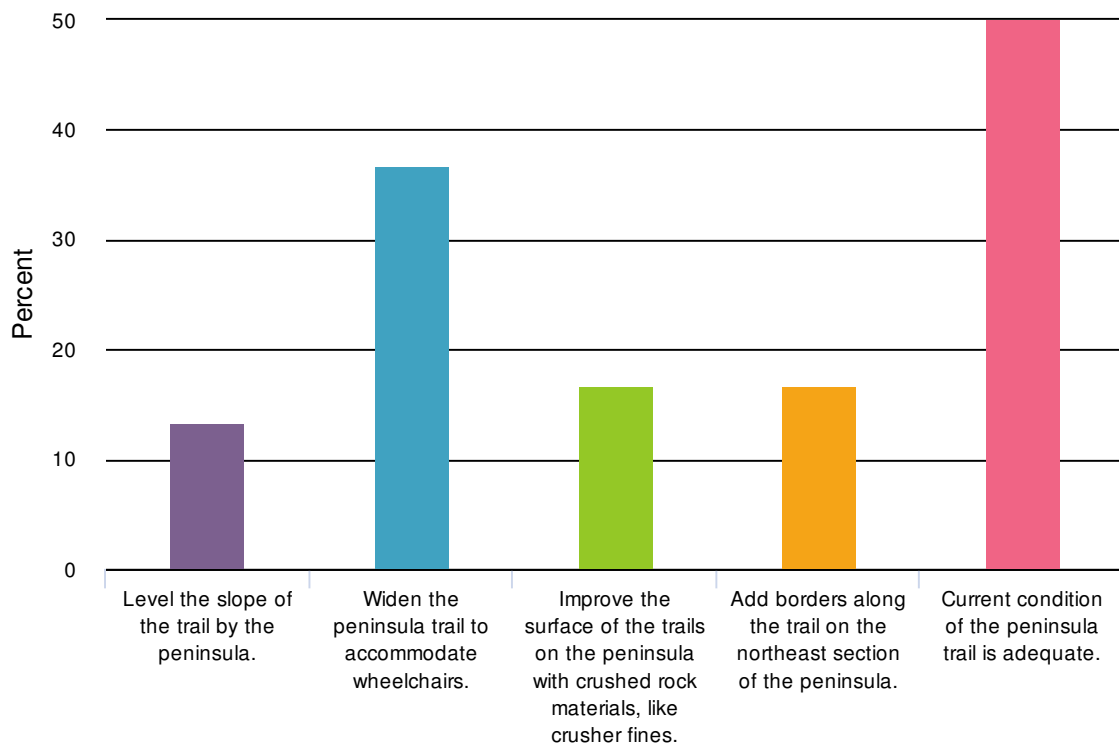
Value		Percent	Responses
Rock benches		34.5%	10
Log/wood benches		41.4%	12
Current conditions are adequate		41.4%	12

7. General Trail Modifications



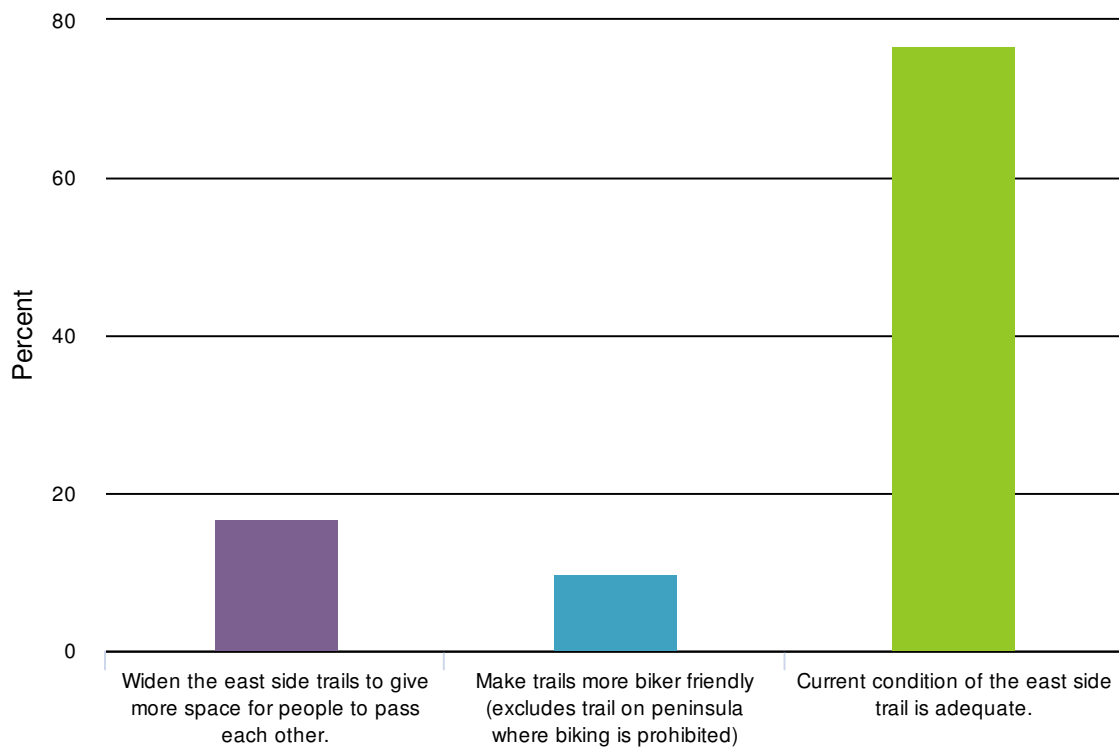
Value		Percent	Responses
Repair trails that become rutted and muddy.		71.0%	22
Make trails accessible to wheelchairs.		35.5%	11
Current trail quality is adequate.		29.0%	9

8. Peninsula Trail Modifications



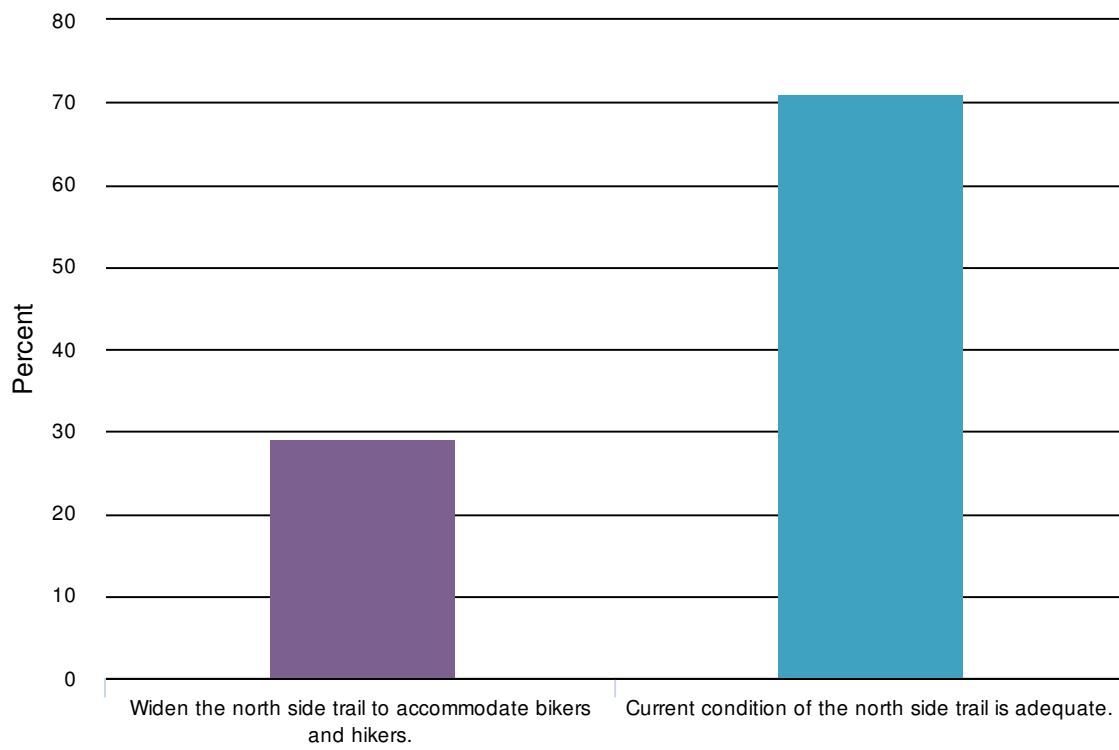
Value	Percent	Responses
Level the slope of the trail by the peninsula.	13.3%	4
Widen the peninsula trail to accommodate wheelchairs.	36.7%	11
Improve the surface of the trails on the peninsula with crushed rock materials, like crusher fines.	16.7%	5
Add borders along the trail on the northeast section of the peninsula.	16.7%	5
Current condition of the peninsula trail is adequate.	50.0%	15

9. East Side Trail Modifications



Value	Percent	Responses
Widen the east side trails to give more space for people to pass each other.	16.7%	5
Make trails more biker friendly (excludes trail on peninsula where biking is prohibited)	10.0%	3
Current condition of the east side trail is adequate.	76.7%	23

10. North Side Trail Modifications



Value

Percent

Responses

Widen the north side trail to accommodate bikers and hikers.



29.0%

9

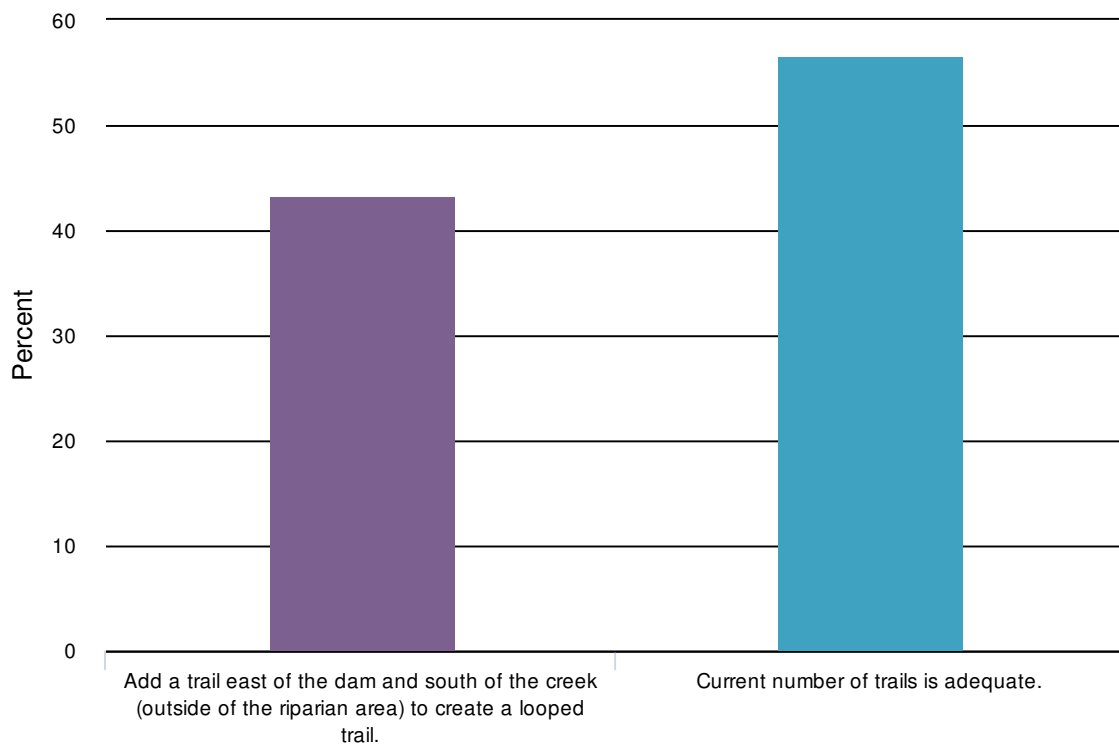
Current condition of the north side trail is adequate.



71.0%

22

11. Trail Additions



Value

Percent Responses

Add a trail east of the dam and south of the creek (outside of the riparian area) to create a looped trail.



43.3%

13

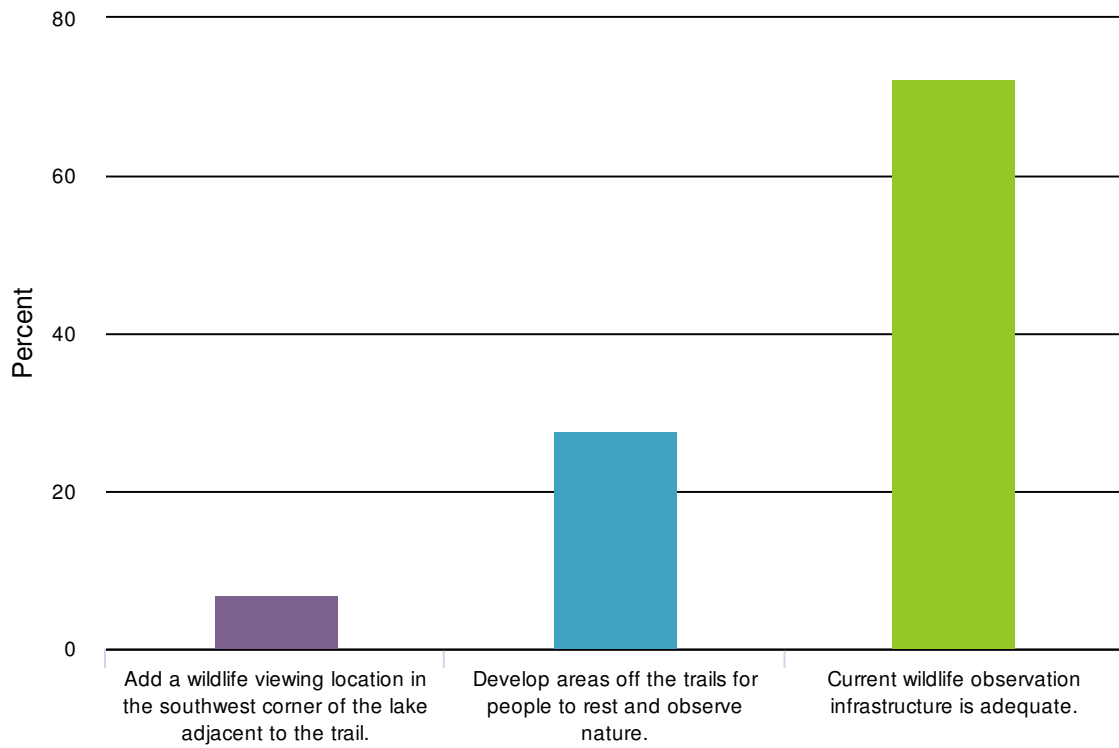
Current number of trails is adequate.



56.7%

17

12. Bird Blinds/Wildlife Observation

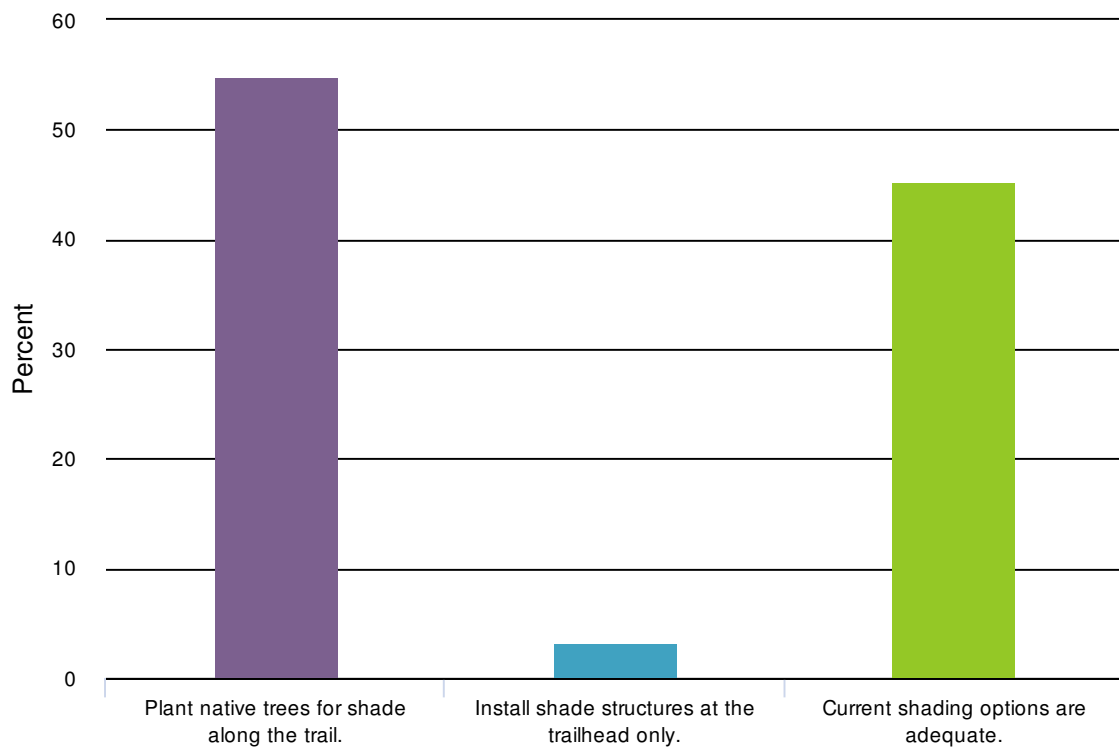





Value

Percent Responses

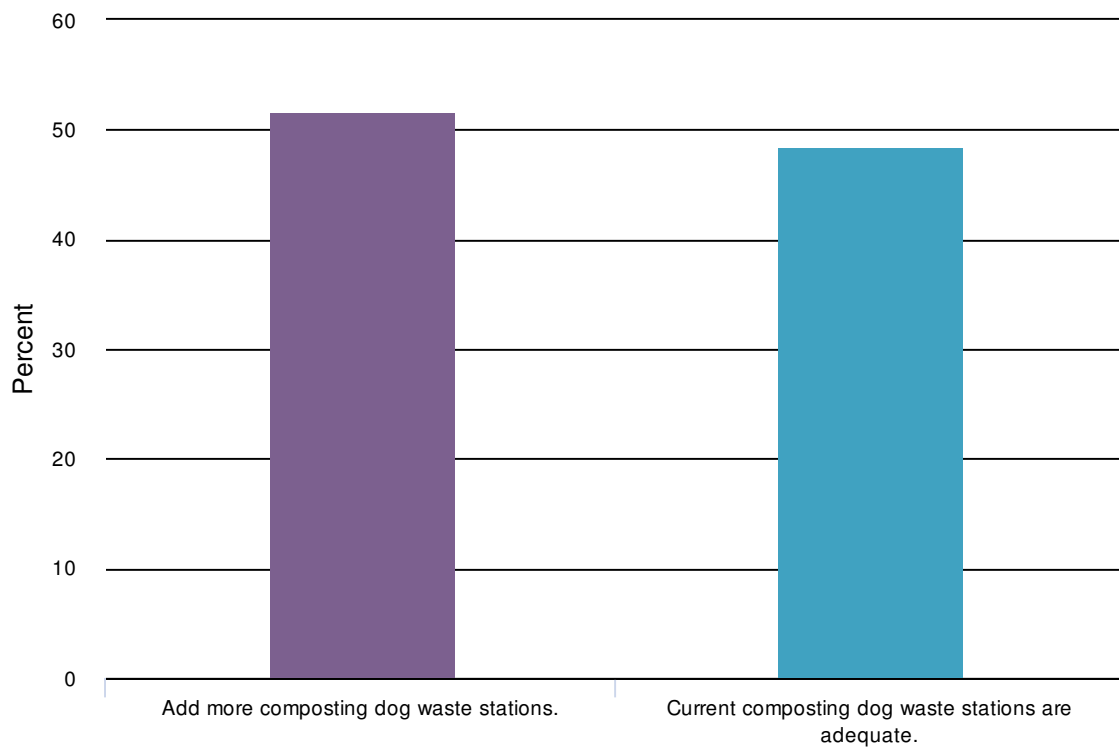
Add a wildlife viewing location in the southwest corner of the lake adjacent to the trail.		6.9%	2
Develop areas off the trails for people to rest and observe nature.		27.6%	8
Current wildlife observation infrastructure is adequate.		72.4%	21



13. Shade structures



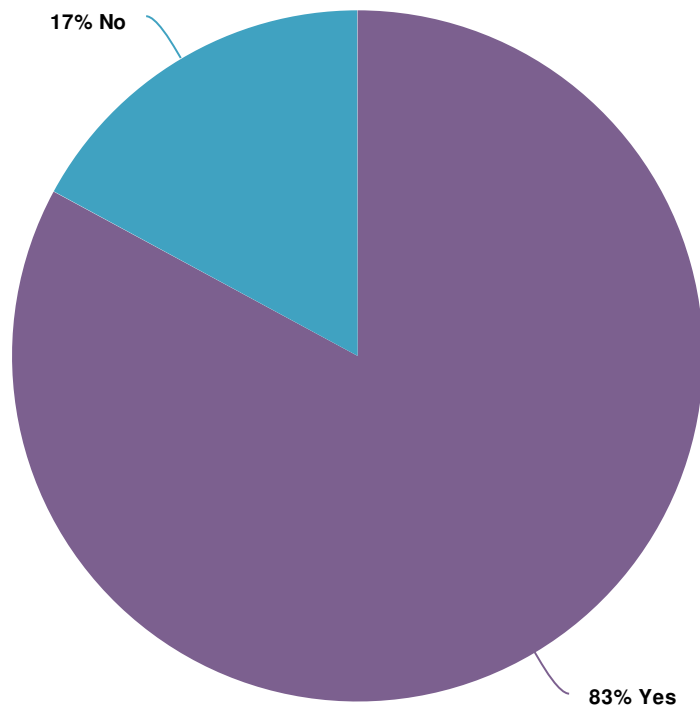
Value		Percent	Responses
Plant native trees for shade along the trail.		54.8%	17
Install shade structures at the trailhead only.		3.2%	1
Current shading options are adequate.		45.2%	14

14. Composting Dog Waste Stations



Value		Percent	Responses
Add more composting dog waste stations.		51.6%	16
Current composting dog waste stations are adequate.		48.4%	15

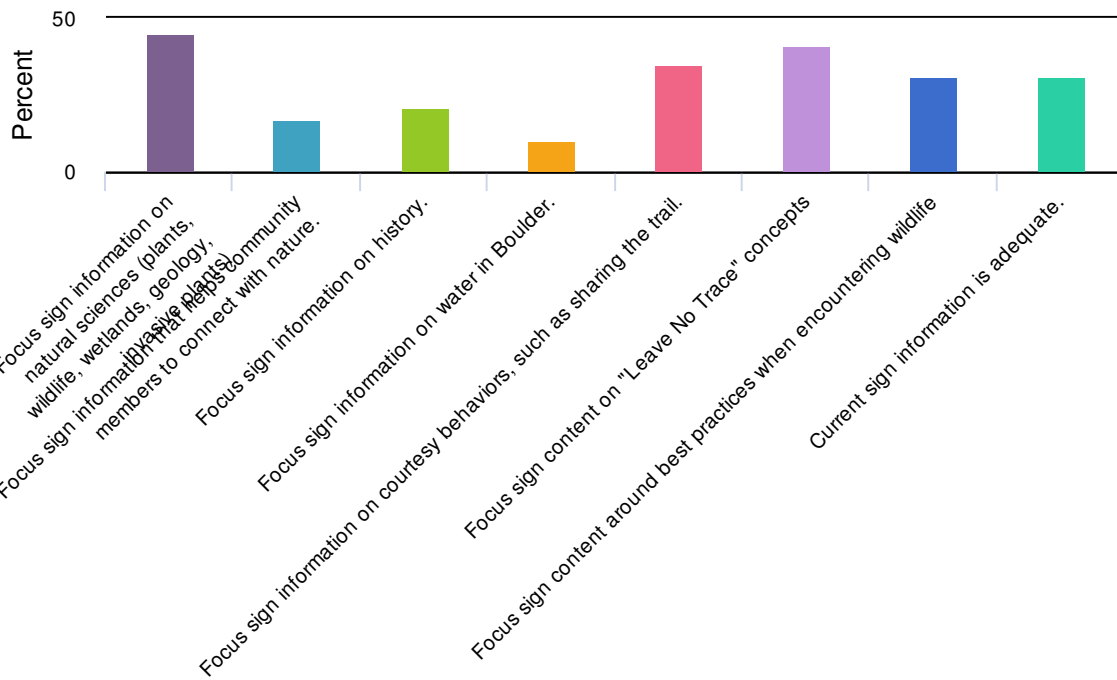
15. Would you like to provide feedback on Education Experiences/Interpretive Signs in the Wonderland Lake area?



Value	Percent	Responses
Yes	82.9%	29
No	17.1%	6

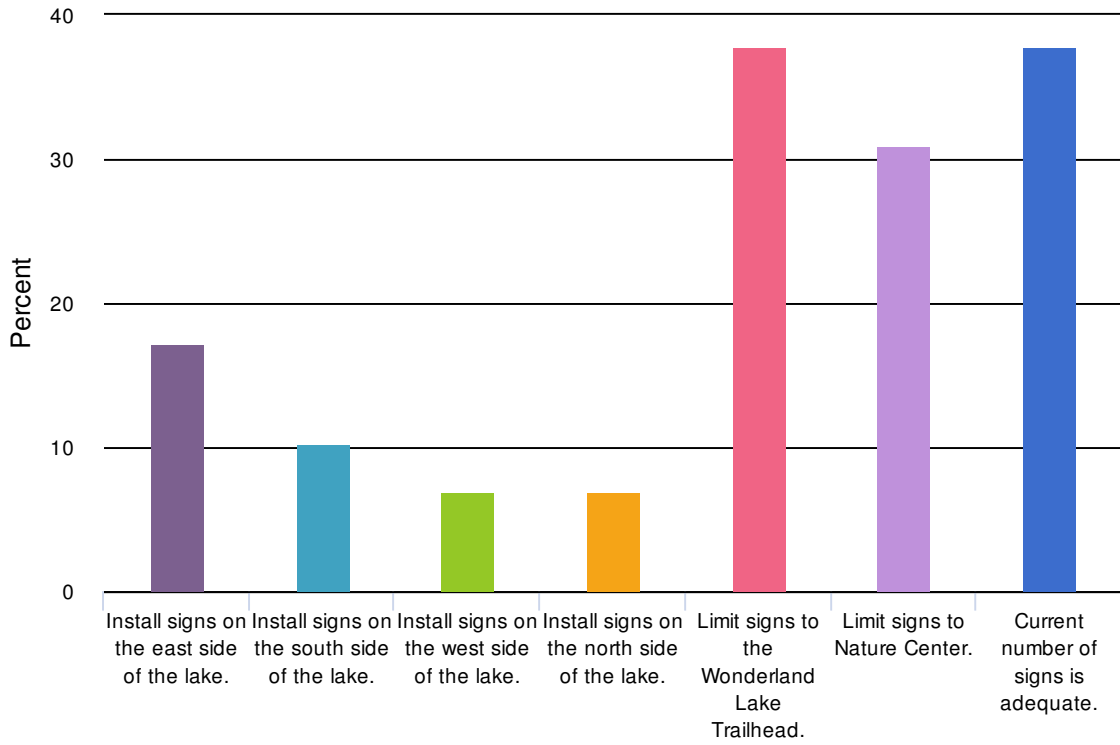
Totals: 35

16. Sign Content



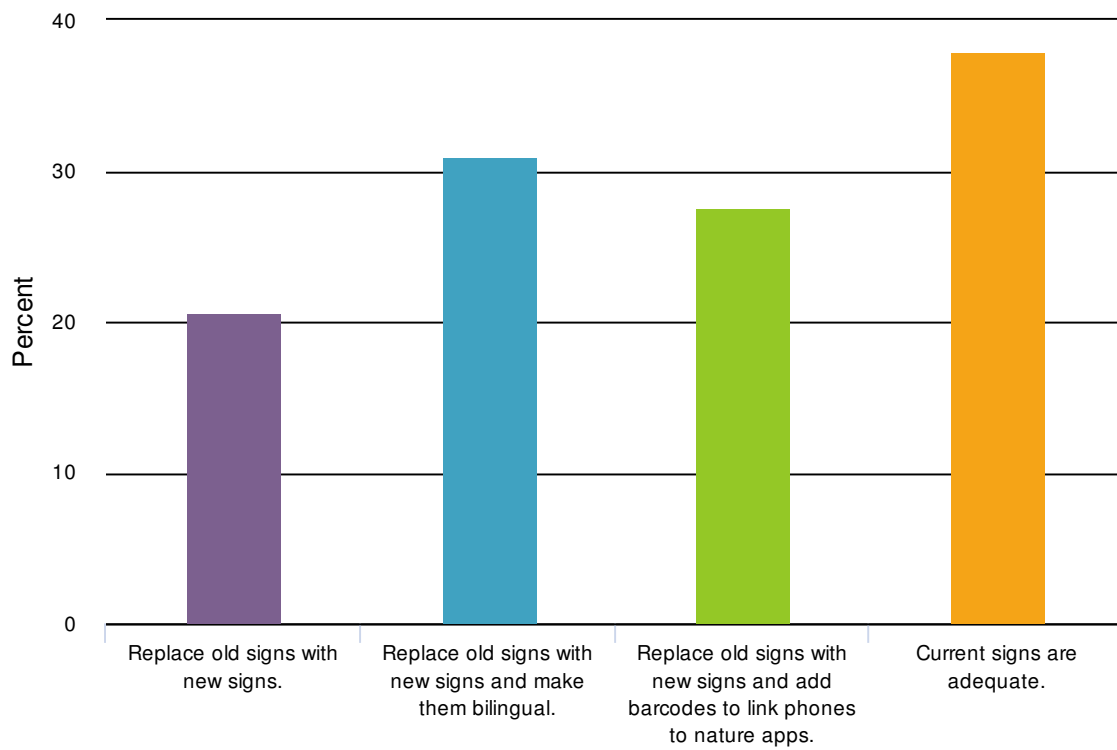
Value	Percent	Responses
Focus sign information on natural sciences (plants, wildlife, wetlands, geology, invasive plants)	44.8%	13
Focus sign information that helps community members to connect with nature.	17.2%	5
Focus sign information on history.	20.7%	6
Focus sign information on water in Boulder.	10.3%	3
Focus sign information on courtesy behaviors, such as sharing the trail.	34.5%	10
Focus sign content on "Leave No Trace" concepts	41.4%	12
Focus sign content around best practices when encountering wildlife	31.0%	9
Current sign information is adequate.	31.0%	9

17. Sign Location



Value	Percent	Responses
Install signs on the east side of the lake.	17.2%	5
Install signs on the south side of the lake.	10.3%	3
Install signs on the west side of the lake.	6.9%	2
Install signs on the north side of the lake.	6.9%	2
Limit signs to the Wonderland Lake Trailhead.	37.9%	11
Limit signs to Nature Center.	31.0%	9
Current number of signs is adequate.	37.9%	11

18. Sign Quality

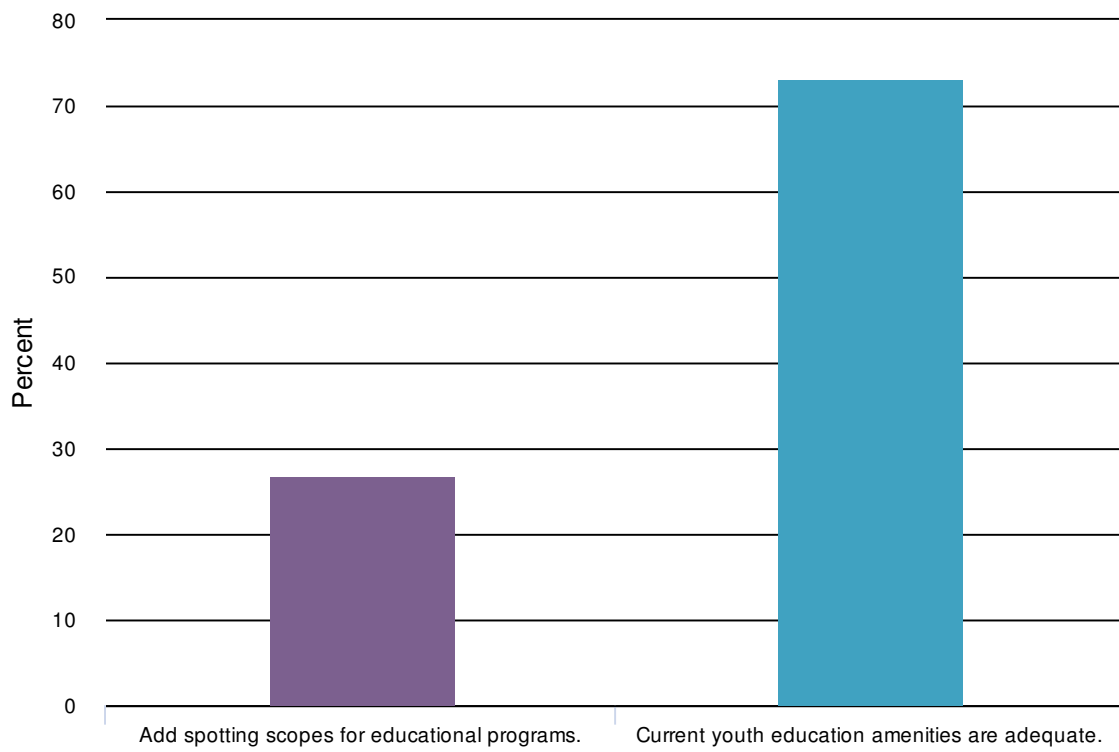


Value

Percent Responses

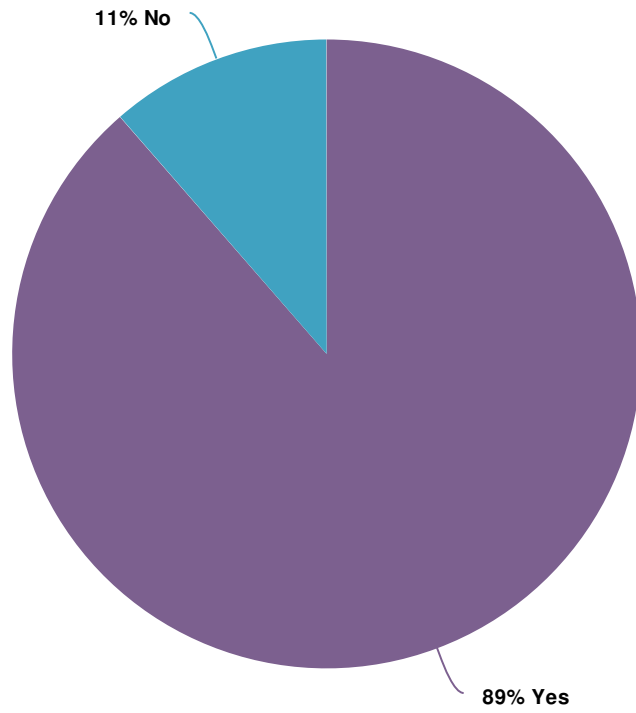
Value	Percent	Responses
Replace old signs with new signs.	20.7%	6
Replace old signs with new signs and make them bilingual.	31.0%	9
Replace old signs with new signs and add barcodes to link phones to nature apps.	27.6%	8
Current signs are adequate.	37.9%	11

19. Youth Education Opportunities



Value	Percent	Responses
Add spotting scopes for educational programs.	26.9%	7
Current youth education amenities are adequate.	73.1%	19

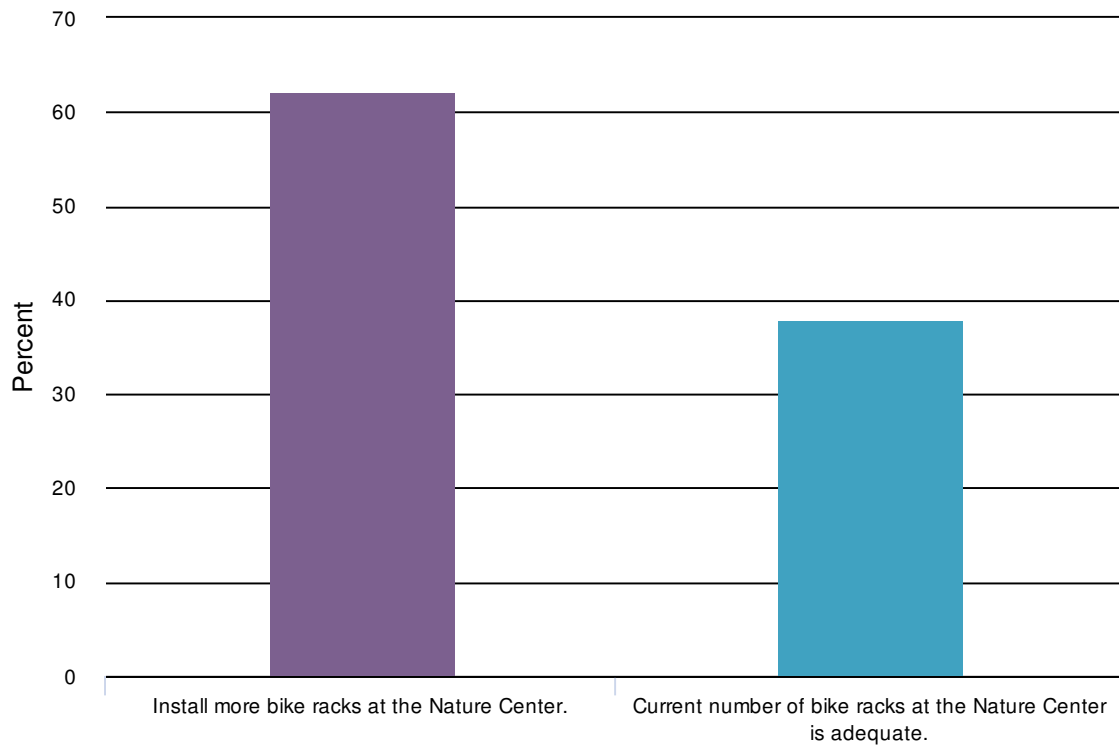
20. Would you like to provide feedback on Trailhead and Foothills Nature Center/Facilities Improvements in the Wonderland Lake area?





Value	Percent	Responses
Yes	88.6%	31
No	11.4%	4

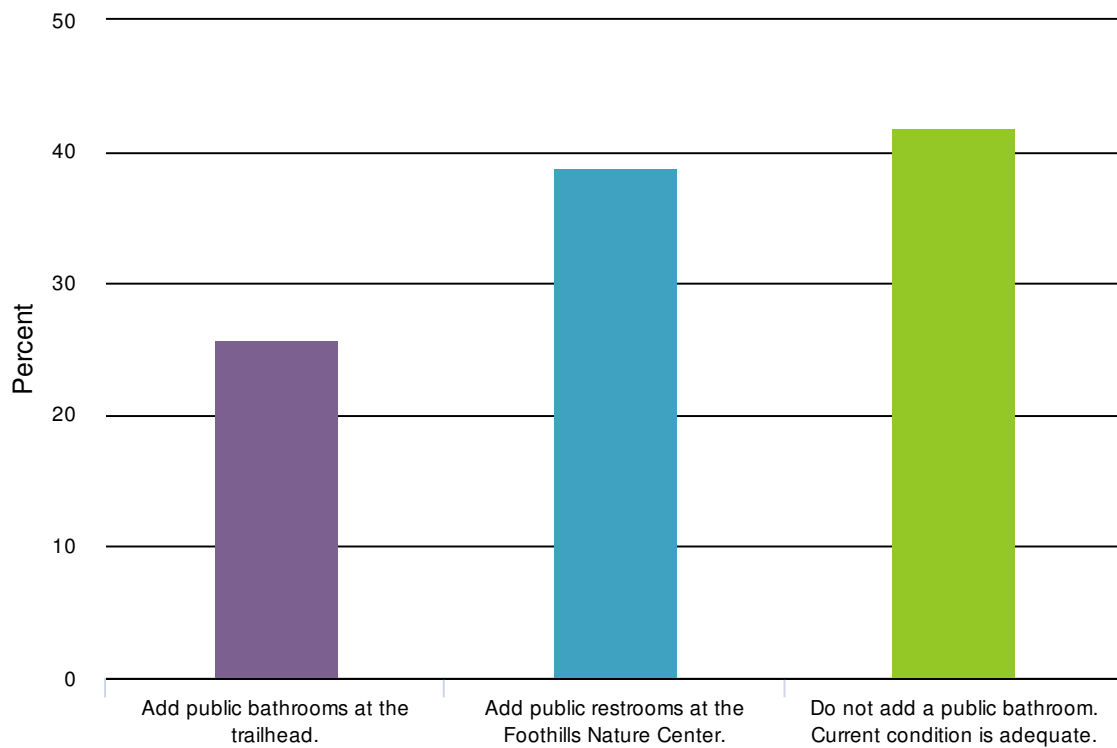
Totals: 35




21. Nature Center Bike Racks



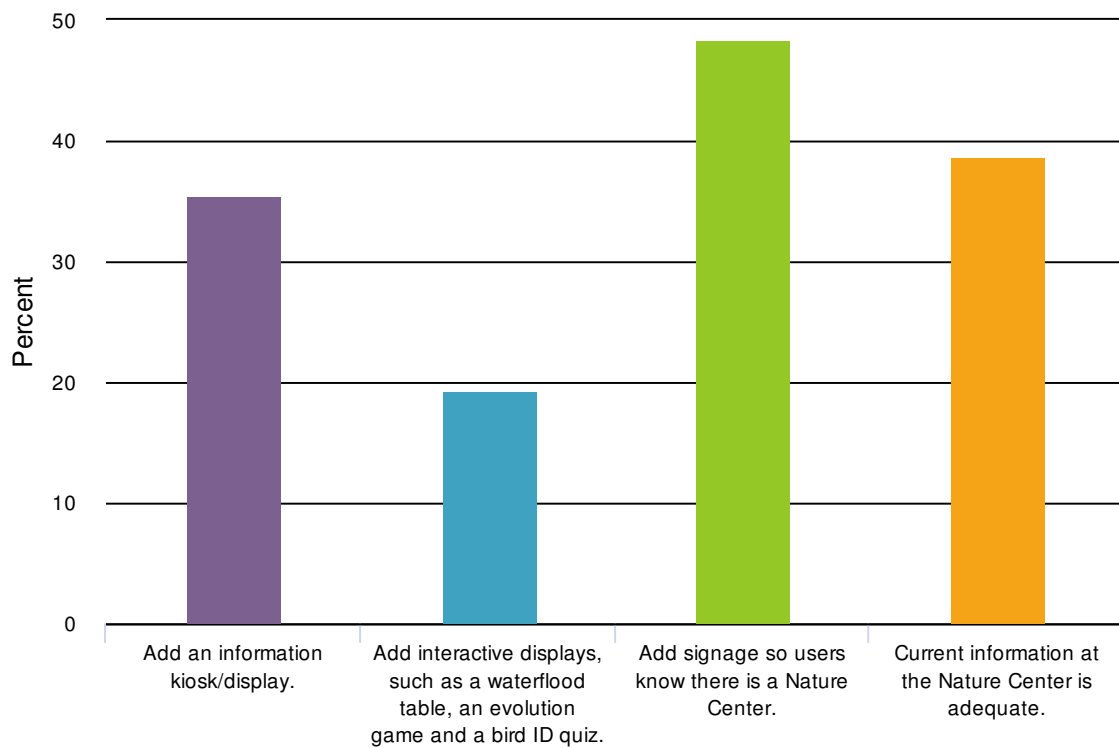
Value		Percent	Responses
Install more bike racks at the Nature Center.		62.1%	18
Current number of bike racks at the Nature Center is adequate.		37.9%	11

22. Public Restrooms



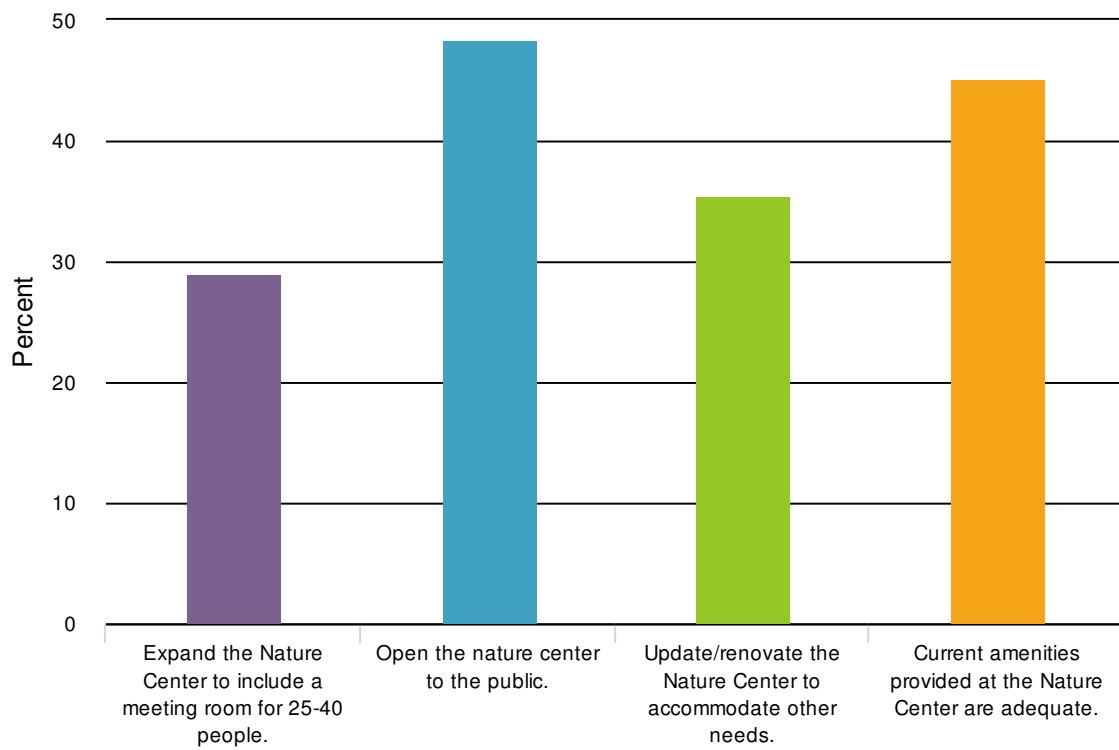
Value		Percent	Responses
Add public bathrooms at the trailhead.		25.8%	8
Add public restrooms at the Foothills Nature Center.		38.7%	12
Do not add a public bathroom. Current condition is adequate.		41.9%	13

23. Nature Center Information



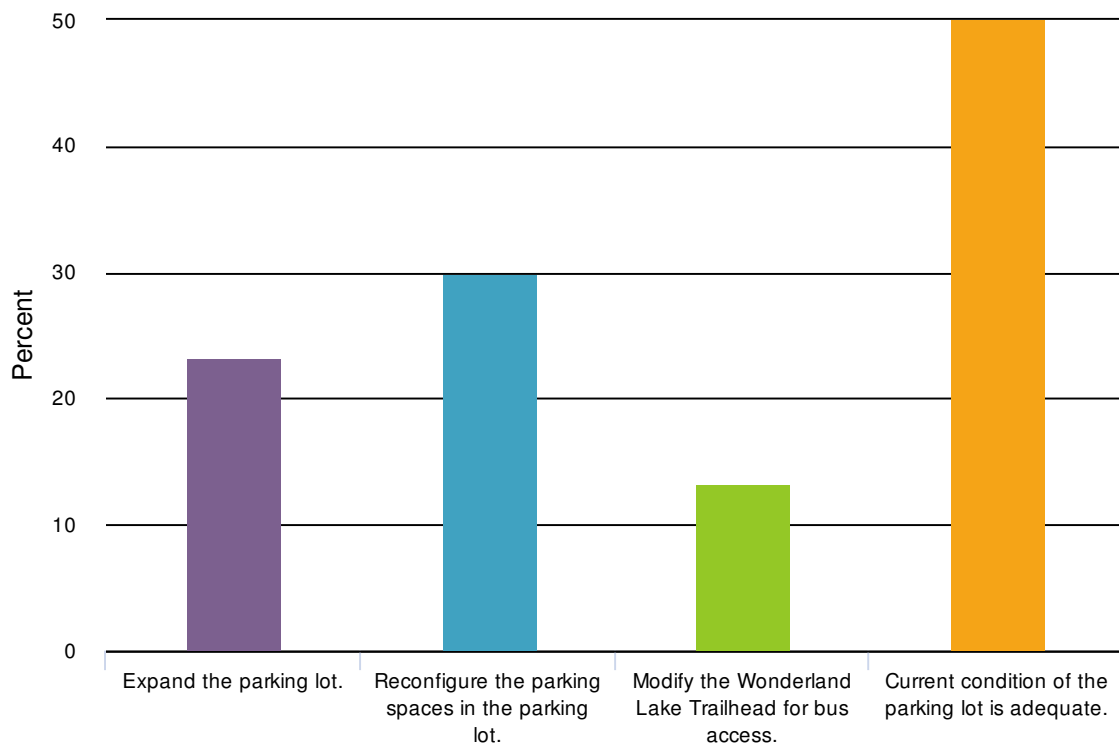
Value	Percent	Responses
Add an information kiosk/display.	35.5%	11
Add interactive displays, such as a waterflood table, an evolution game and a bird ID quiz.	19.4%	6
Add signage so users know there is a Nature Center.	48.4%	15
Current information at the Nature Center is adequate.	38.7%	12





24. Nature Center Modifications



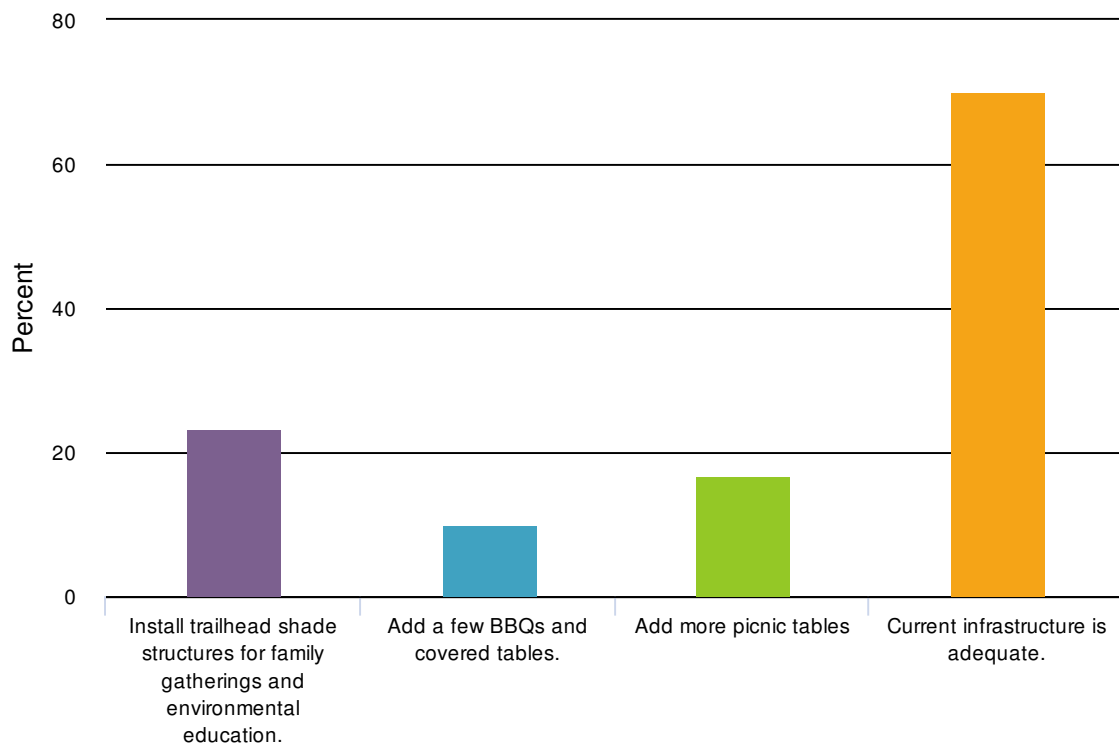
Value	Percent	Responses
Expand the Nature Center to include a meeting room for 25-40 people.	29.0%	9
Open the nature center to the public.	48.4%	15
Update/renovate the Nature Center to accommodate other needs.	35.5%	11
Current amenities provided at the Nature Center are adequate.	45.2%	14

25. Trailhead Parking Lot



Value		Percent	Responses
Expand the parking lot.		23.3%	7
Reconfigure the parking spaces in the parking lot.		30.0%	9
Modify the Wonderland Lake Trailhead for bus access.		13.3%	4
Current condition of the parking lot is adequate.		50.0%	15

26. Trailhead infrastructure





Value	Percent	Responses
Install trailhead shade structures for family gatherings and environmental education.	23.3%	7
Add a few BBQs and covered tables.	10.0%	3
Add more picnic tables	16.7%	5
Current infrastructure is adequate.	70.0%	21

27. Water Fountain

Value	Percent	Responses
Add a water fountain or pump at the Wonderland Lake Trailhead.	58.1%	18
No additional water amenities are needed. Current conditions are adequate.	41.9%	13

28. Would you like to provide feedback on Access, Conservation and Activities on the east side of Wonderland Lake?

Value		Percent	Responses
Yes		85.7%	30
No		14.3%	5

Totals: 35



29. Fishing Signs

Value	Percent	Responses
Add signs and fences to make it clear where fishing is allowed.	53.3%	16
Current signs and fences are adequate.	46.7%	14




30. Access to the Shoreline

Value		Percent	Responses
Add an ADA accessible trail from the dam to the lake.		46.7%	14
Current infrastructure is adequate.		56.7%	17



31. Shade opportunities

Value		Percent	Responses
Plant native trees for shade on the peninsula.		53.3%	16
Current shade is adequate.		46.7%	14



32. Fishing Access

Value		Percent	Responses
Consider making fishing opportunities accessible -- as feasible.		53.3%	16
Current infrastructure is adequate.		26.7%	8
Create rocky steps from the dam to the water.		40.0%	12

33. Benches

Value		Percent	Responses
Add natural log or rock benches		44.8%	13
Current infrastructure is adequate.		55.2%	16

34. Slope (Northeast Side of the Lake)

Value		Percent	Responses
Level the steep slope on the northeast side of the lake.		37.9%	11
Current slope is adequate.		65.5%	19



35. Trail Accessibility

Value		Percent	Responses
Add a ADA accessible trail from the dam to the lake.		40.0%	12
Current trails are adequate.		63.3%	19

36. Picnic Tables

Value	Percent	Responses
Add picnic tables.	17.2%	5
Current recreation amenities are adequate.	82.8%	24

37. Would you like to provide feedback on Access to Wonderland Lake Area?

Value		Percent	Responses
Yes		97.1%	33
No		2.9%	1
			Totals: 34

38. ADA Access

Value	Percent	Responses
Add ADA access from Uitca, Foothills trail, and the south and north ends of the dam.	41.9%	13
Current access opportunities are adequate.	58.1%	18




39. Additional resources

Value		Percent	Responses
Develop a map of additional places to park.		35.5%	11
Current resources are adequate.		64.5%	20



40. Transportation

Value		Percent	Responses
Encourage the use of public transportation.		51.5%	17
Current conditions are adequate.		54.5%	18

41. Bike Racks





Value		Percent	Responses
Place bike racks at various access areas.		45.2%	14
Current conditions are adequate.		58.1%	18

42. Would you like to provide feedback on Wetland and Shoreline Habitat and Wildlife Conservation and Protection?




Value		Percent	Responses
Yes		93.9%	31
No		6.1%	2

Totals: 33





43. Shoreline Habitat

Value		Percent	Responses
Restore habitat on the peninsula		38.7%	12
Maintain the shoreline habitat and conservation protections on the north, west, and south sides of the lake.		58.1%	18
Make enhancements on the north and west side toward habitat preservation.		38.7%	12
Current shoreline habitat conditions are adequate.		19.4%	6

44. Wildlife

Value		Percent	Responses
Create access for wildlife to reach the shoreline.		48.4%	15
Add more structure in the lake for fish and amphibian habitat (e.g. downed trees, logs).		58.1%	18
Current wildlife conditions are adequate.		35.5%	11

45. Vegetation

Value		Percent	Responses
Plant replacement native trees to address the loss of ash trees.		77.4%	24
Remove invasive species.		67.7%	21
Enhance natural plantings.		58.1%	18
Current vegetation conditions are adequate.		6.5%	2

46. Erosion

Value	Percent	Responses
Manage erosion to minimize sedimentation.	73.3%	22
Current erosion conditions are adequate.	26.7%	8






47. Fencing

Value	Percent	Responses
Complete fence lines around protected areas on the south side.	41.9%	13
Current fence lines are adequate.	58.1%	18




48. Signs

Value	Percent	Responses
Install more signs that encourage people to stay on trail.	45.2%	14
Current signs are adequate.	54.8%	17

49. How much do you agree or disagree with a community-generated application to rename Wonderland Lake to the "Wonderland Lake Wildlife Sanctuary." Please note that a name change would not have an effect on how the area is managed or change the Management Area Designation.

Value		Percent	Responses
Strongly Agree		24.2%	8
Agree		24.2%	8
Neutral		24.2%	8
Disagree		6.1%	2
Strongly Disagree		21.2%	7
			Totals: 33

50. Which gender do you identify with?

Value		Percent	Responses
Female		37.5%	12
Male		59.4%	19
I do not identify with either gender OR I do not identify with one gender more than the other		3.1%	1







Totals: 32

51. Which race or ethnicity do you most identify with?

Value		Percent	Responses
White		81.3%	26
Hispanic or Latino		3.1%	1
Native Hawaiian or Other Pacific Islander		3.1%	1
Prefer not to say		12.5%	4

Totals: 32

52. Age Range?

Value		Percent	Responses
18-24		3.1%	1
25-34		12.5%	4
35-44		18.8%	6
45-54		28.1%	9
55-64		18.8%	6
65+		18.8%	6

Totals: 32