

This report is filtered

Only show: #2 Question "What activities do you enjoy in Wonderland Lake? Select all that apply." is one of the following answers ("Biking")

Report for Wonderland Lake Engagement Window No. 2 Questionnaire

Response Counts

Completion Rate:

90%



Complete



233

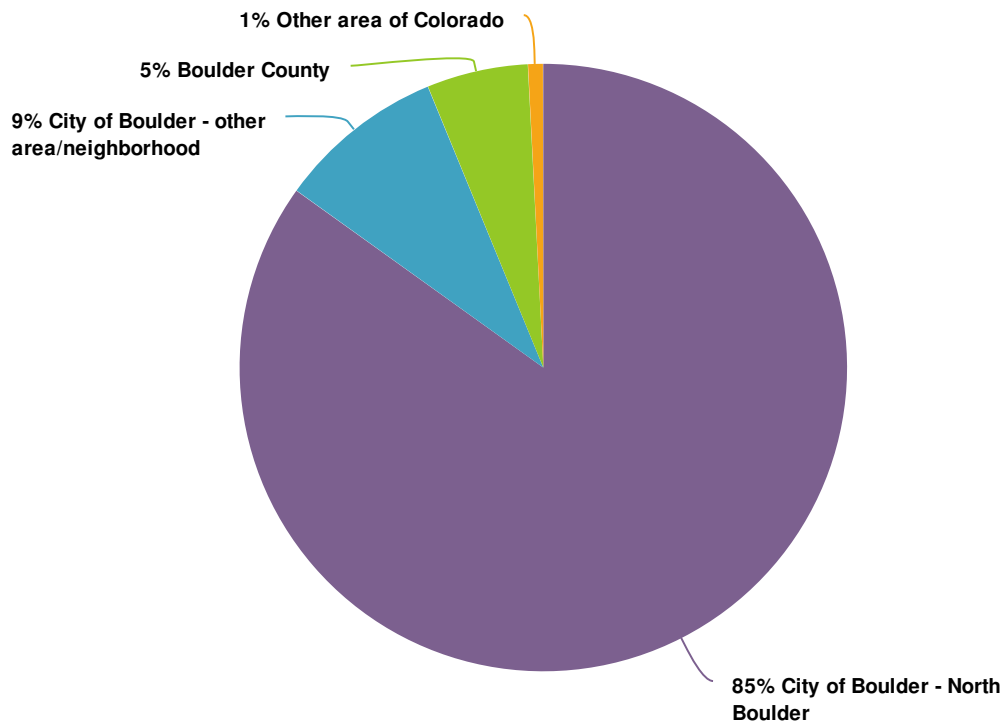
Partial







26

Totals: 259

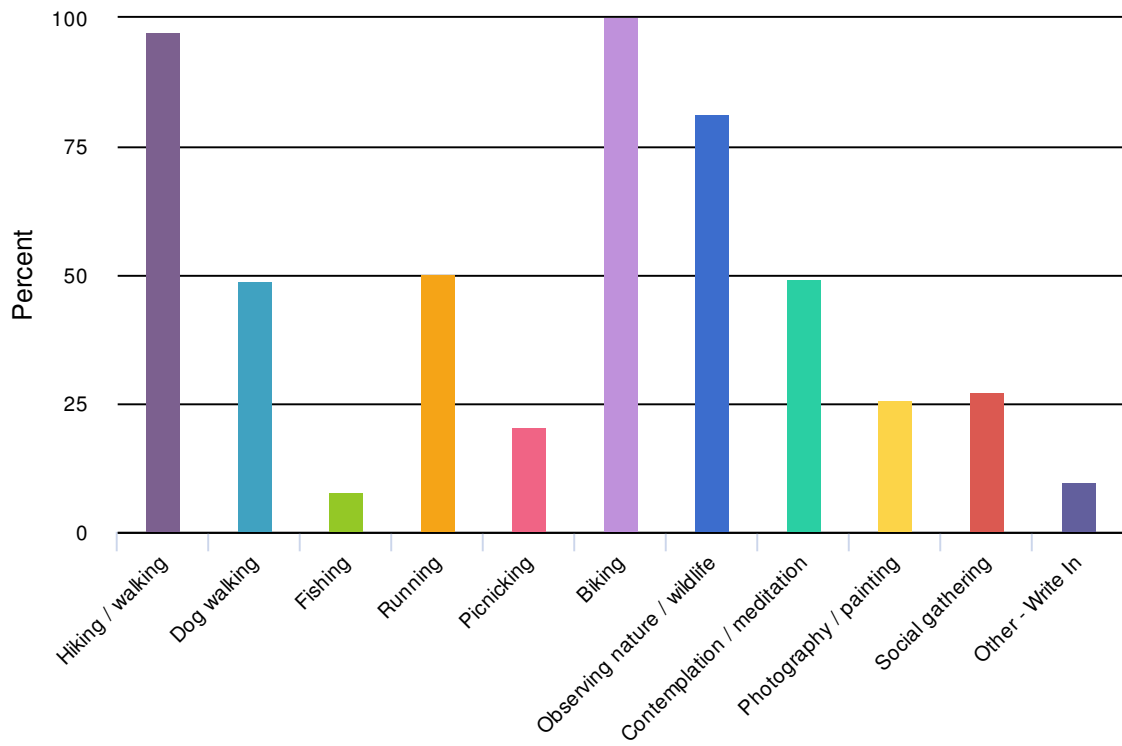
1. Which part of Boulder do you live in?



Value		Percent	Responses
City of Boulder - North Boulder		84.9%	220
City of Boulder - other area/neighborhood		8.9%	23
Boulder County		5.4%	14
Other area of Colorado		0.8%	2

Totals: 259

2. What activities do you enjoy in Wonderland Lake? Select all that apply.



Value	Percent	Responses
Hiking / walking	97.3%	252
Dog walking	49.0%	127
Fishing	8.1%	21
Running	50.2%	130
Picnicking	20.5%	53
Biking	100.0%	259
Observing nature / wildlife	81.5%	211
Contemplation / meditation	49.4%	128
Photography / painting	25.9%	67
Social gathering	27.4%	71
Other - Write In	9.7%	25

Other - Write In	Count
Frisbee	2
Commuting through WLL	1
Going to the public parks there	1
I live on Promontory Ct.	1
I live on the lake and watch it change over the seasons year after year.	1
Ice skated once!	1
Ice skating	1
Ice skating used to be legal, please reinstate. Post signs, use at your own risk, but to make illegal especially by peninsula where its shallow is based on fear, not community inclusion. Many people use to play broom ball and skate on those really frozen days, it is our neighborhood, and anyone iij s welcome!	1
Other	1
Playground	1
Spending time where there are not large groups of people.	1
Sunset	1
Tai chi	1
The peaceful sound of nature	1
XC skiing	1
Yoga in the grass or martial arts related activities near Wonderland Lake Park	1
bird watching	1
ice skating, when conditions permit	1
living	1
playground	1
skiing in the winter	1
Totals	25

Other - Write In**Count**

sledding

1

snowshoeing

1

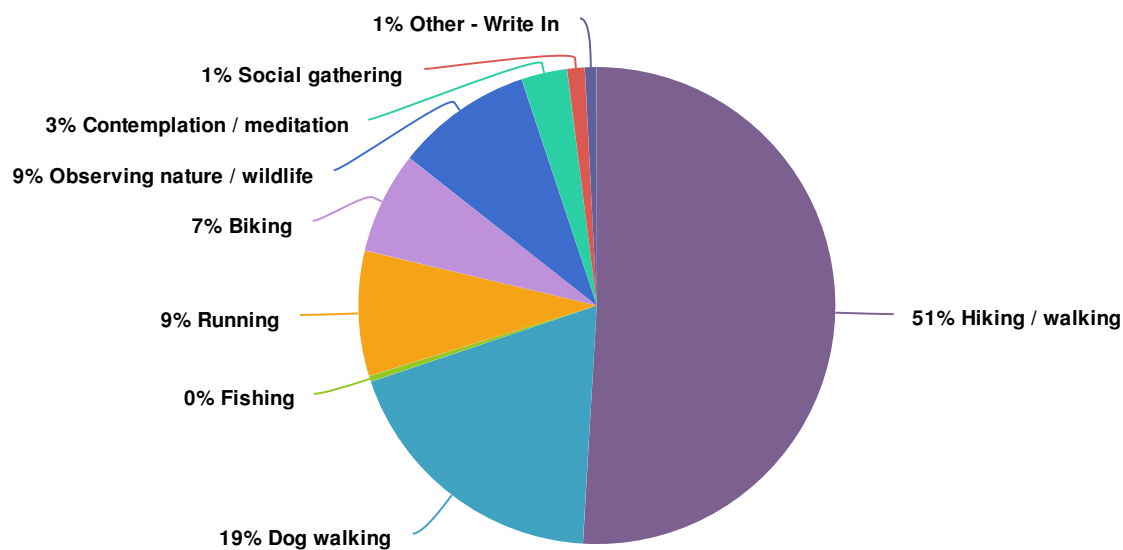
working

1

Totals

25

3. What is the PRIMARY activity you enjoy in Wonderland Lake? Please choose one.



Value	Percent	Responses
Hiking / walking	51.0%	132
Dog walking	18.9%	49
Fishing	0.4%	1
Running	8.5%	22
Biking	6.9%	18
Observing nature / wildlife	9.3%	24
Contemplation / meditation	3.1%	8
Social gathering	1.2%	3
Other - Write In	0.8%	2

Totals: 259

Other - Write In**Count**

Living my daily life

1

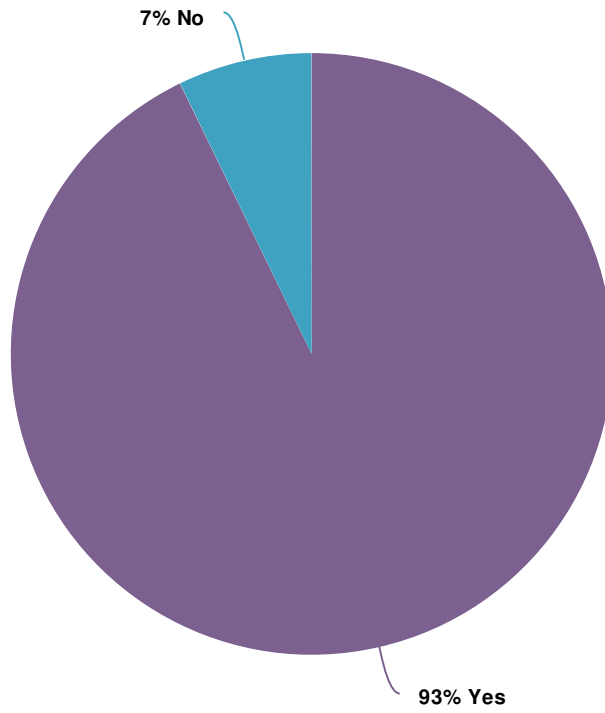
living

1

Totals

2

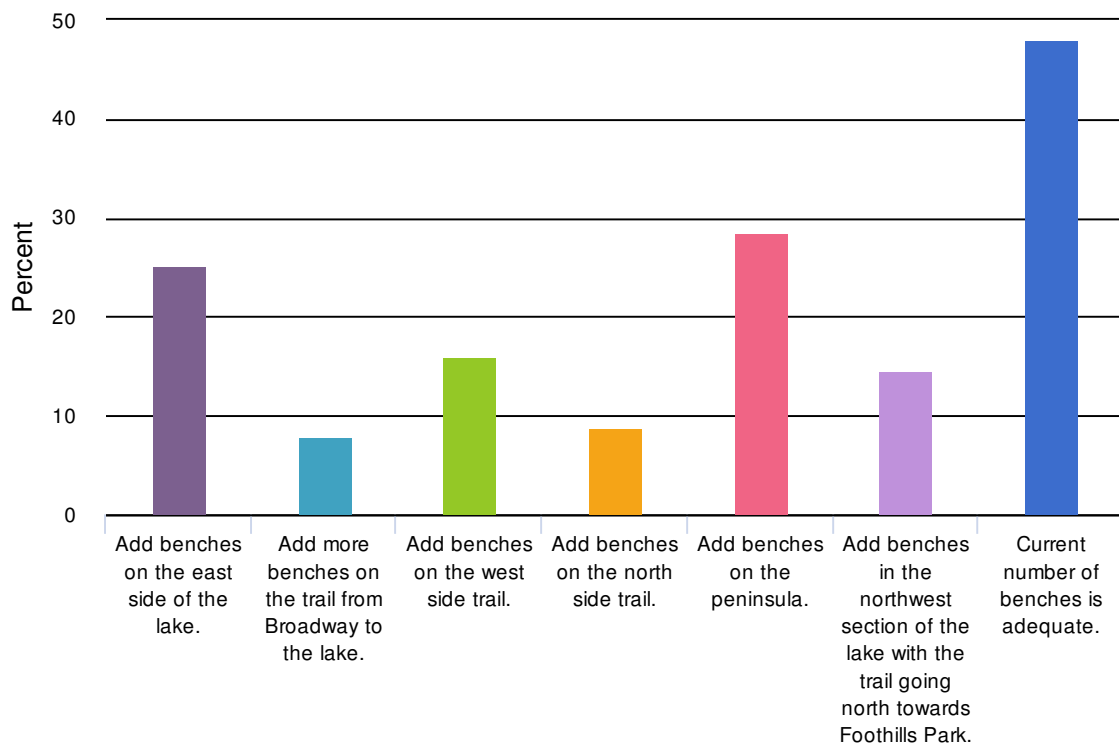
4. Would you like to provide feedback on T rail/T rail Side Improvements in the Wonderland Lake area?



Value	Percent	Responses
Yes	92.8%	232
No	7.2%	18

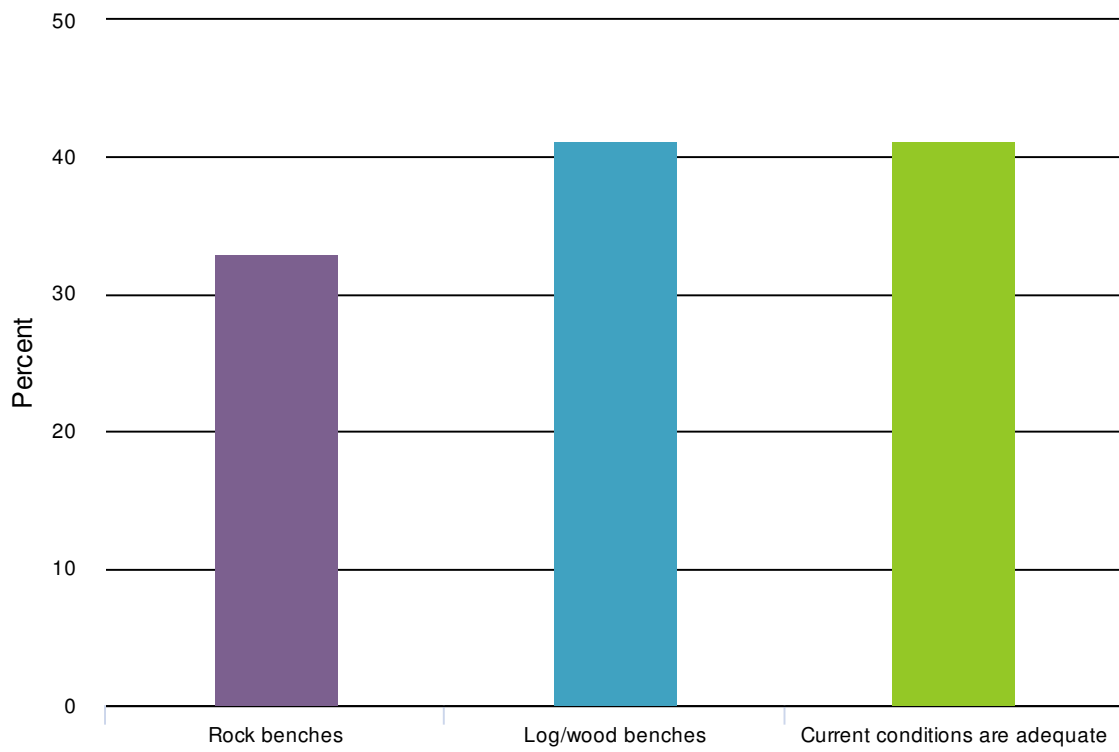
Totals: 250




5. Bench Locations



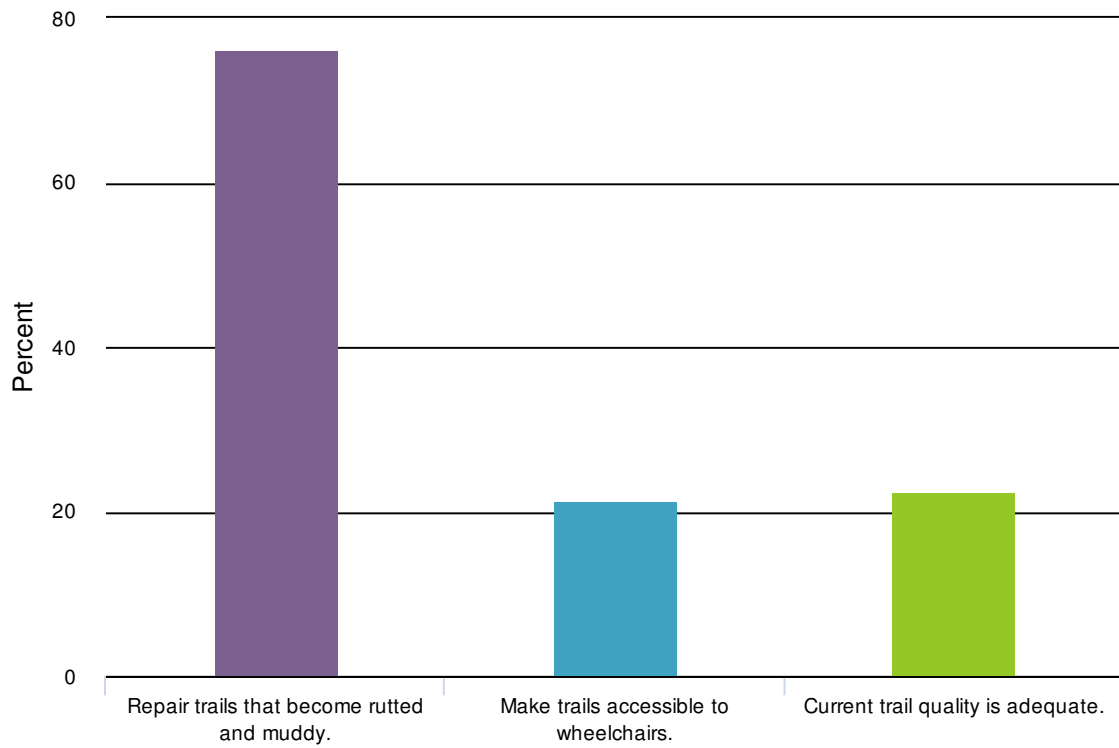
Value	Percent	Responses
Add benches on the east side of the lake.	25.1%	57
Add more benches on the trail from Broadway to the lake.	7.9%	18
Add benches on the west side trail.	15.9%	36
Add benches on the north side trail.	8.8%	20
Add benches on the peninsula.	28.6%	65
Add benches in the northwest section of the lake with the trail going north towards Foothills Park.	14.5%	33
Current number of benches is adequate.	48.0%	109




6. Bench material



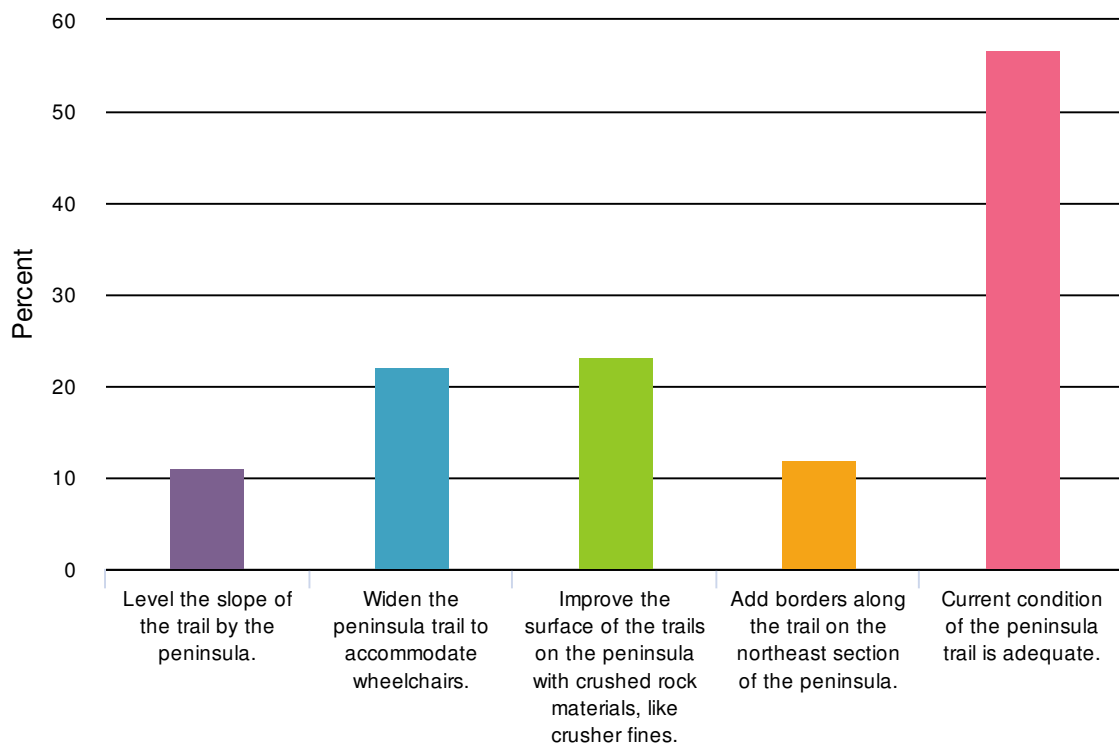
Value		Percent	Responses
Rock benches		32.9%	71
Log/wood benches		41.2%	89
Current conditions are adequate		41.2%	89

7. General Trail Modifications



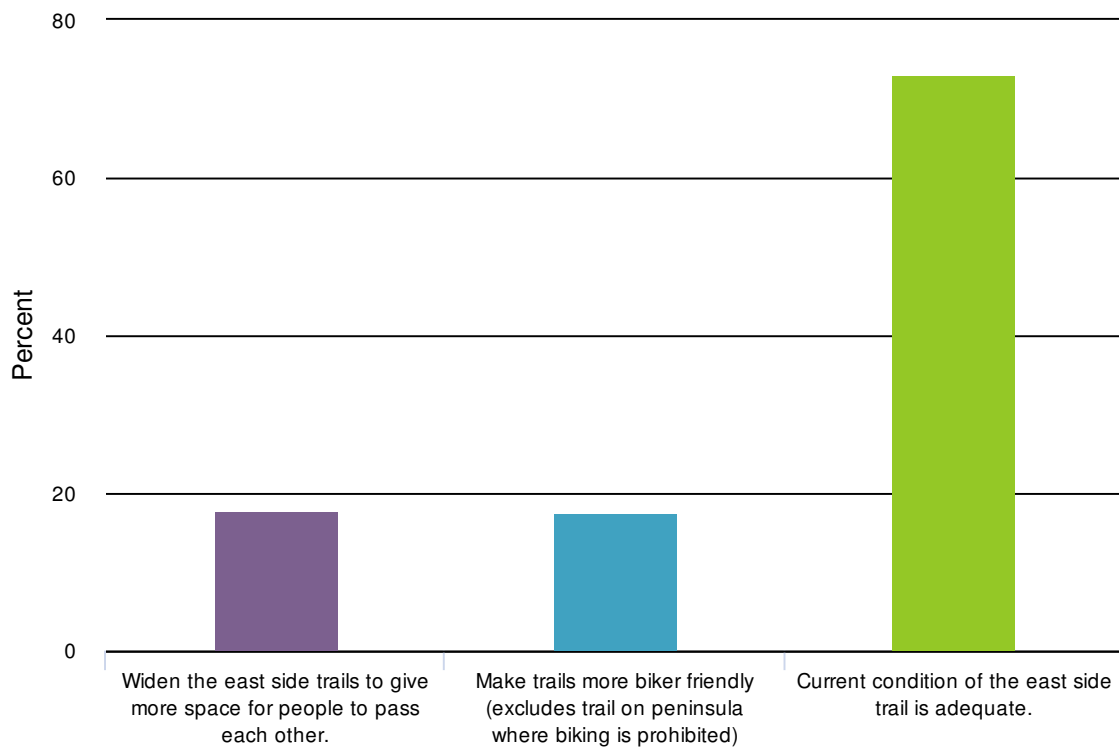
Value		Percent	Responses
Repair trails that become rutted and muddy.		76.2%	176
Make trails accessible to wheelchairs.		21.2%	49
Current trail quality is adequate.		22.5%	52

8. Peninsula Trail Modifications



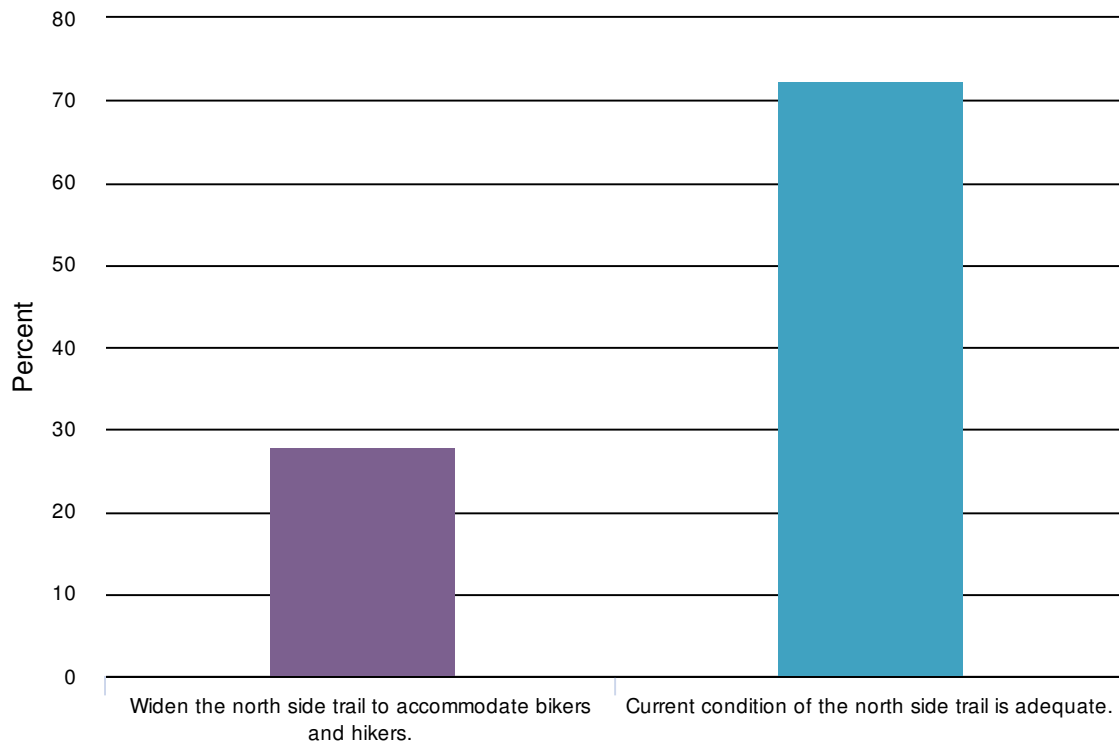
Value	Percent	Responses
Level the slope of the trail by the peninsula.	11.1%	24
Widen the peninsula trail to accommodate wheelchairs.	22.2%	48
Improve the surface of the trails on the peninsula with crushed rock materials, like crusher fines.	23.1%	50
Add borders along the trail on the northeast section of the peninsula.	12.0%	26
Current condition of the peninsula trail is adequate.	56.9%	123

9. East Side Trail Modifications



Value	Percent	Responses
Widen the east side trails to give more space for people to pass each other.	17.9%	40
Make trails more biker friendly (excludes trail on peninsula where biking is prohibited)	17.5%	39
Current condition of the east side trail is adequate.	73.1%	163

10. North Side Trail Modifications



Value

Percent

Responses

Widen the north side trail to accommodate bikers and hikers.



27.9%

62

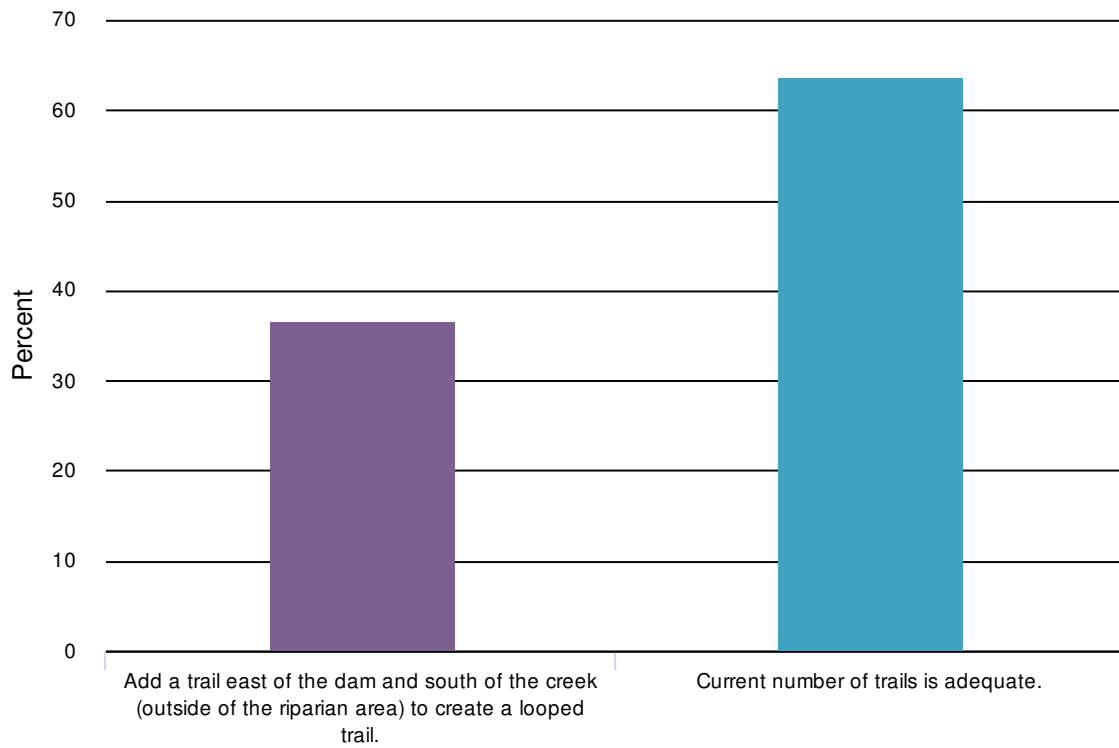
Current condition of the north side trail is adequate.



72.5%

161

11. Trail Additions



Value

Percent Responses

Add a trail east of the dam and south of the creek (outside of the riparian area) to create a looped trail.



36.8%

82

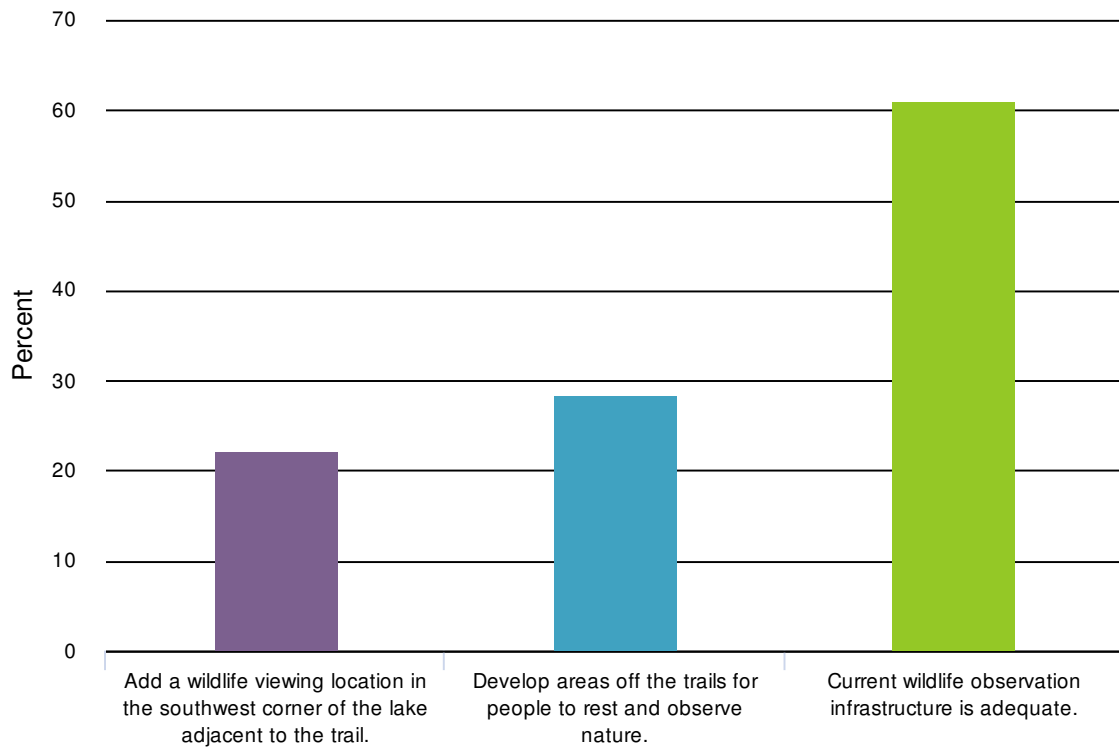
Current number of trails is adequate.



63.7%




142

12. Bird Blinds/Wildlife Observation

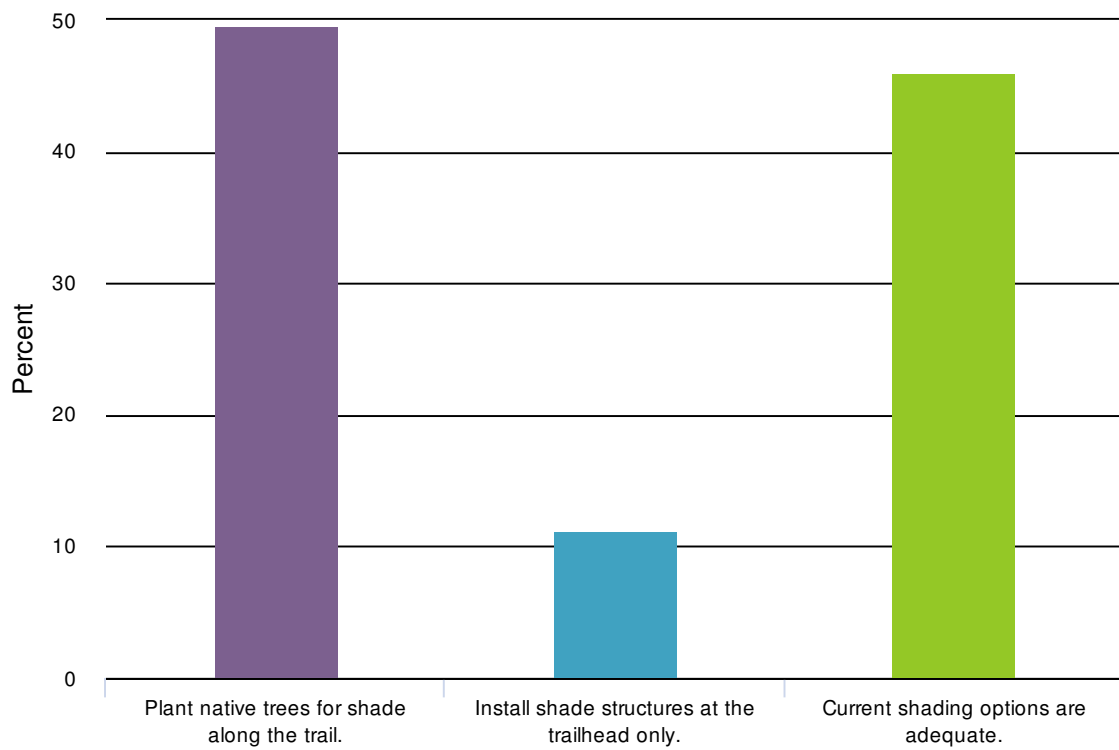





Value

Percent Responses

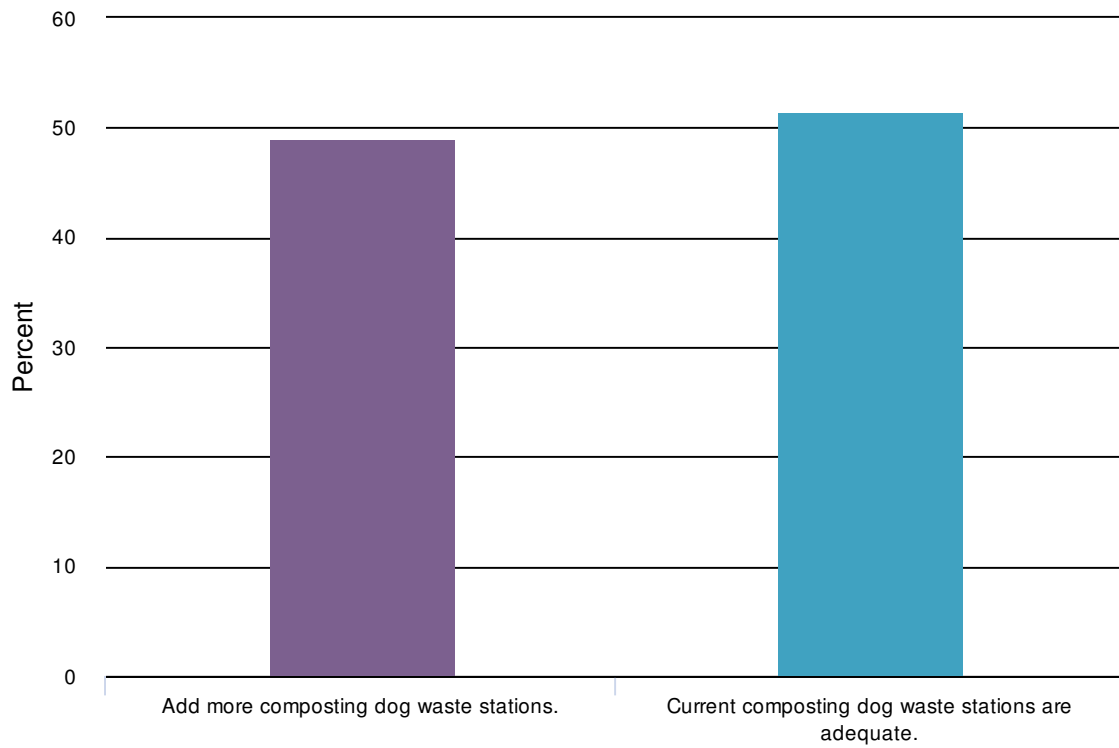
Add a wildlife viewing location in the southwest corner of the lake adjacent to the trail.		22.3%	50
Develop areas off the trails for people to rest and observe nature.		28.6%	64
Current wildlife observation infrastructure is adequate.		61.2%	137



13. Shade structures



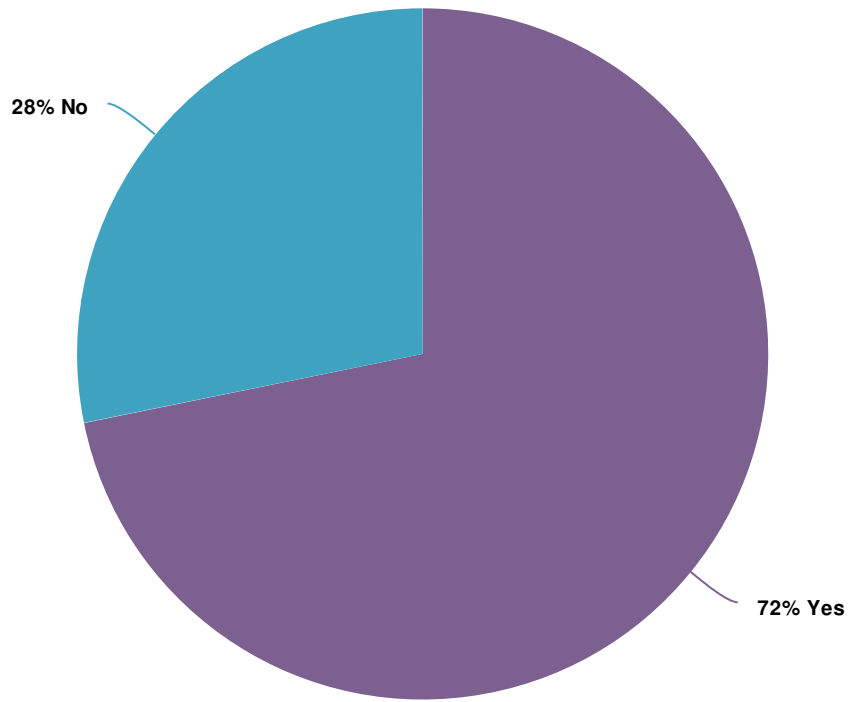
Value		Percent	Responses
Plant native trees for shade along the trail.		49.6%	111
Install shade structures at the trailhead only.		11.2%	25
Current shading options are adequate.		46.0%	103



14. Composting Dog Waste Stations



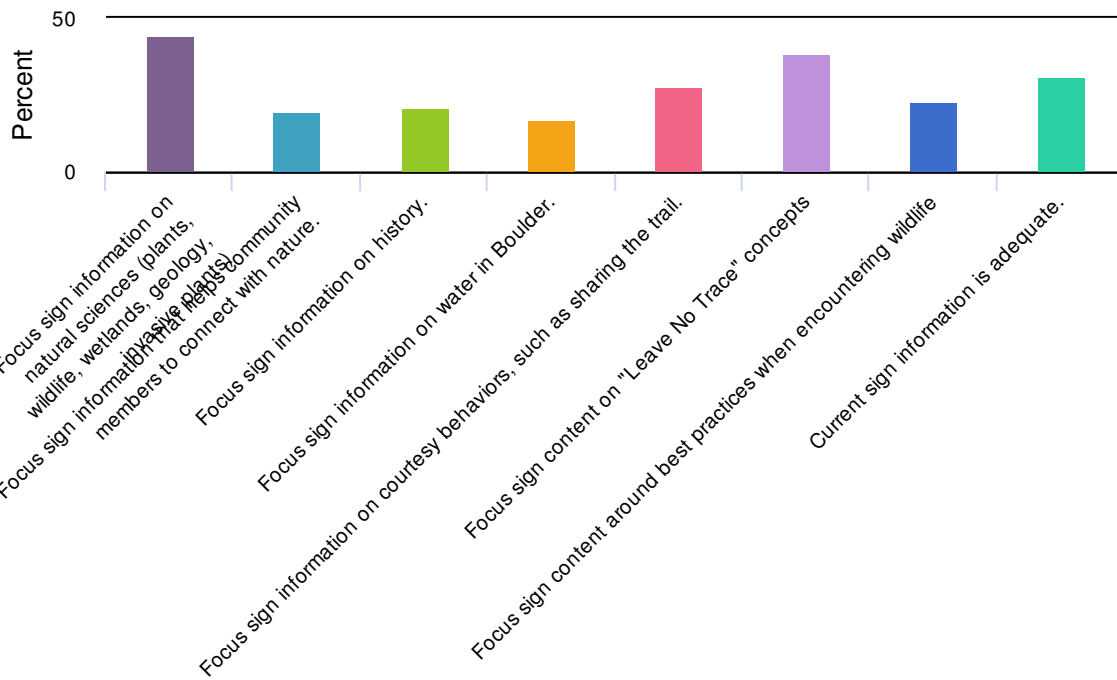
Value		Percent	Responses
Add more composting dog waste stations.		49.0%	102
Current composting dog waste stations are adequate.		51.4%	107









15. Would you like to provide feedback on Education Experiences/Interpretive Signs in the Wonderland Lake area?



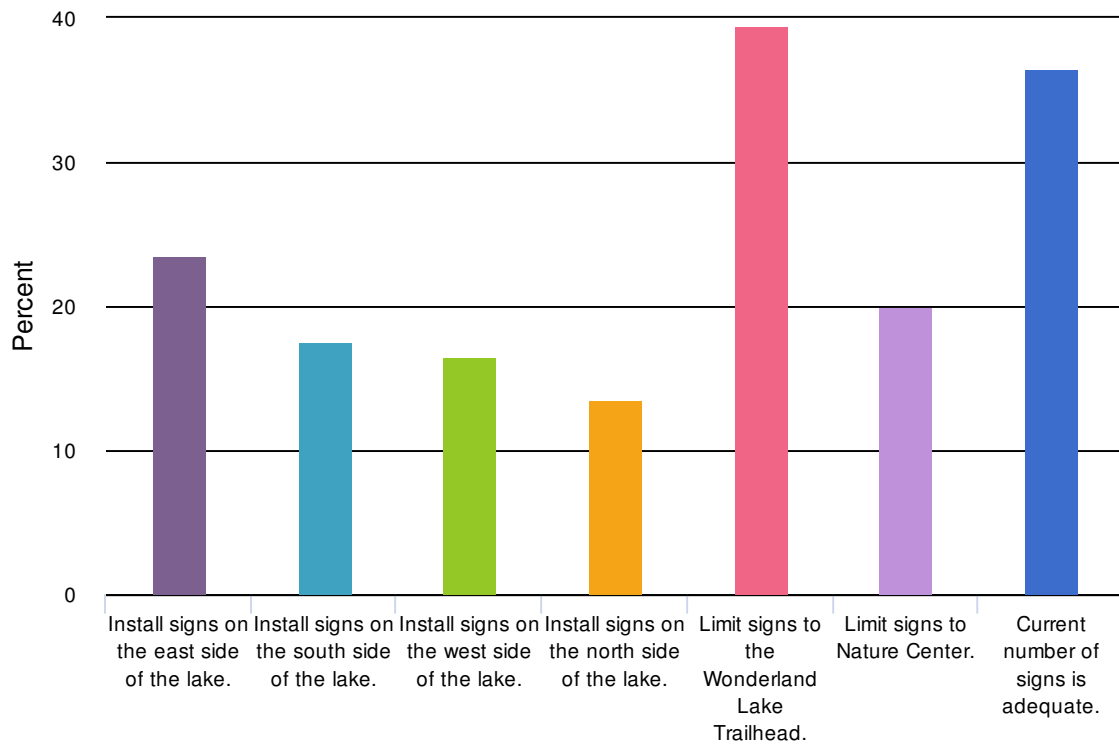
Value		Percent	Responses
Yes		71.8%	178
No		28.2%	70
			Totals: 248

16. Sign Content



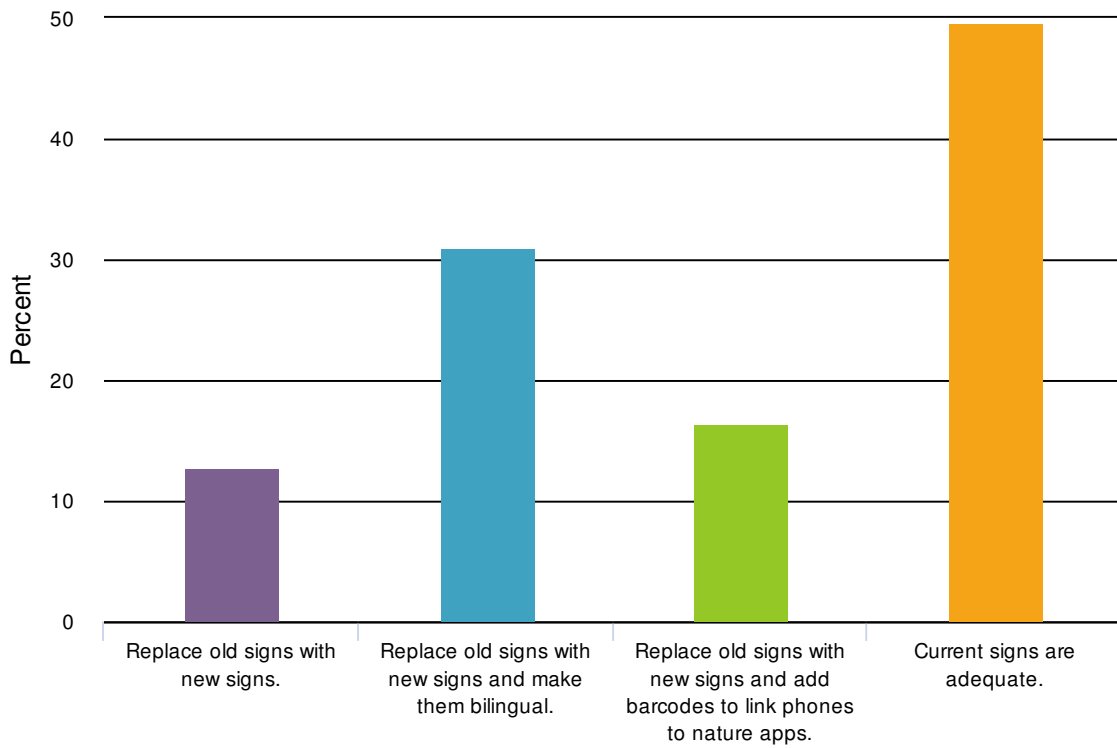
Value		Percent	Responses
Focus sign information on natural sciences (plants, wildlife, wetlands, geology, invasive plants)		44.3%	78
Focus sign information that helps community members to connect with nature.		19.9%	35
Focus sign information on history.		21.0%	37
Focus sign information on water in Boulder.		17.0%	30
Focus sign information on courtesy behaviors, such as sharing the trail.		27.8%	49
Focus sign content on "Leave No Trace" concepts		38.6%	68
Focus sign content around best practices when encountering wildlife		22.7%	40
Current sign information is adequate.		30.7%	54

17. Sign Location



Value	Percent	Responses
Install signs on the east side of the lake.	23.5%	40
Install signs on the south side of the lake.	17.6%	30
Install signs on the west side of the lake.	16.5%	28
Install signs on the north side of the lake.	13.5%	23
Limit signs to the Wonderland Lake Trailhead.	39.4%	67
Limit signs to Nature Center.	20.0%	34
Current number of signs is adequate.	36.5%	62

18. Sign Quality

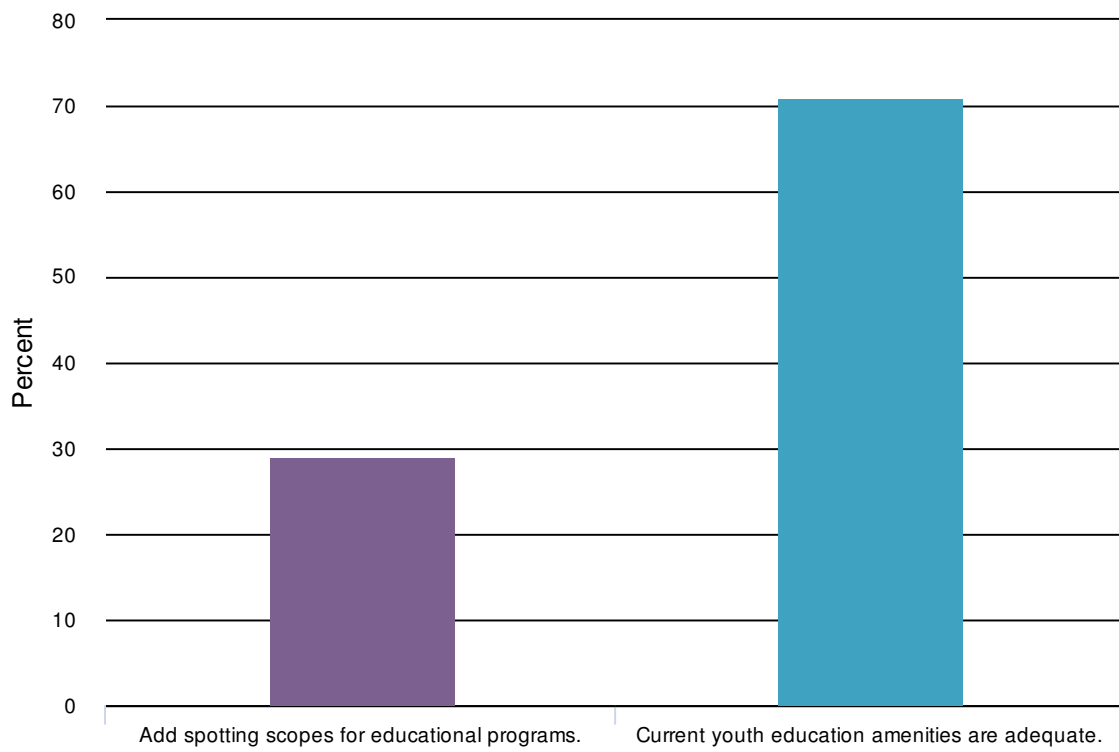


Value

Percent Responses

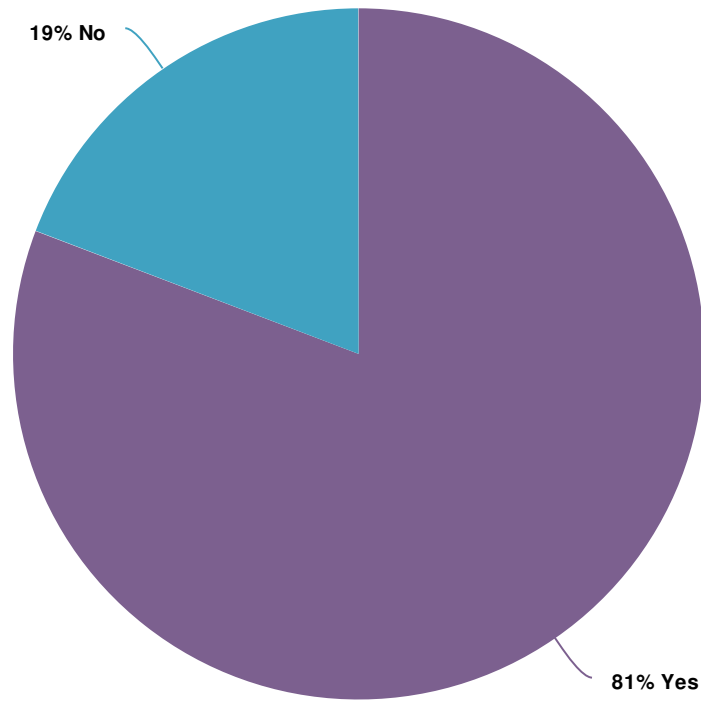
Value	Percent	Responses
Replace old signs with new signs.	12.7%	21
Replace old signs with new signs and make them bilingual.	30.9%	51
Replace old signs with new signs and add barcodes to link phones to nature apps.	16.4%	27
Current signs are adequate.	49.7%	82

19. Youth Education Opportunities



Value	Percent	Responses
Add spotting scopes for educational programs.	29.0%	45
Current youth education amenities are adequate.	71.0%	110

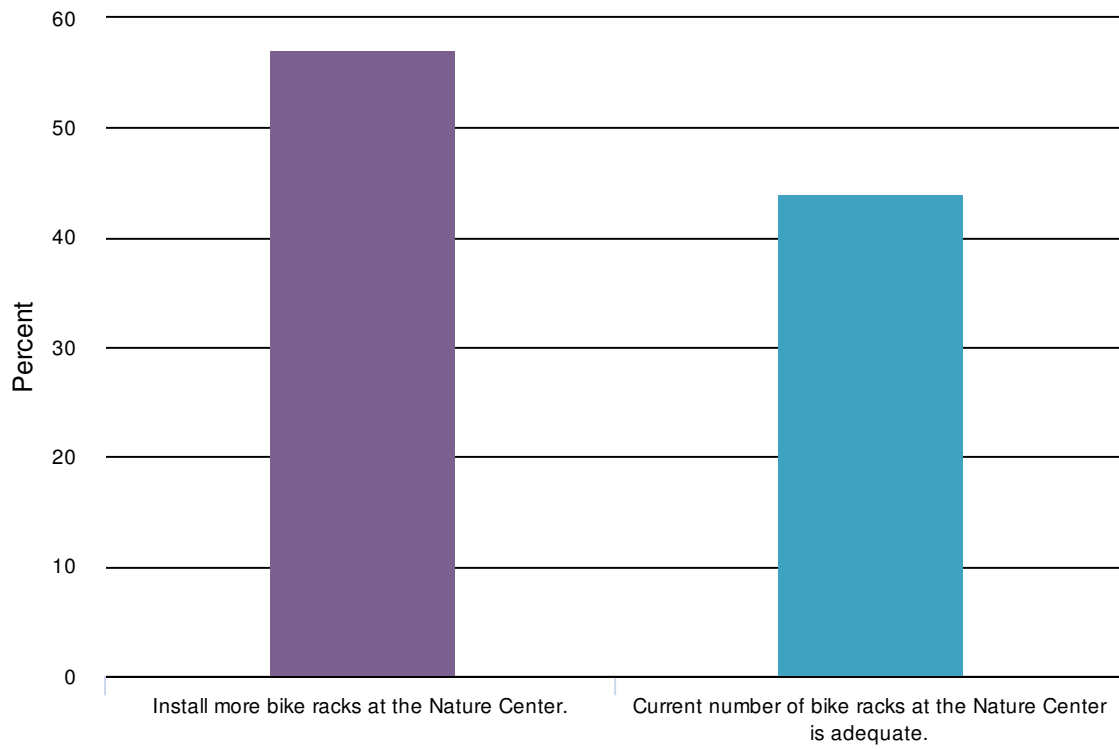
20. Would you like to provide feedback on Trailhead and Foothills Nature Center/Facilities Improvements in the Wonderland Lake area?





Value	Percent	Responses
Yes	80.8%	198
No	19.2%	47

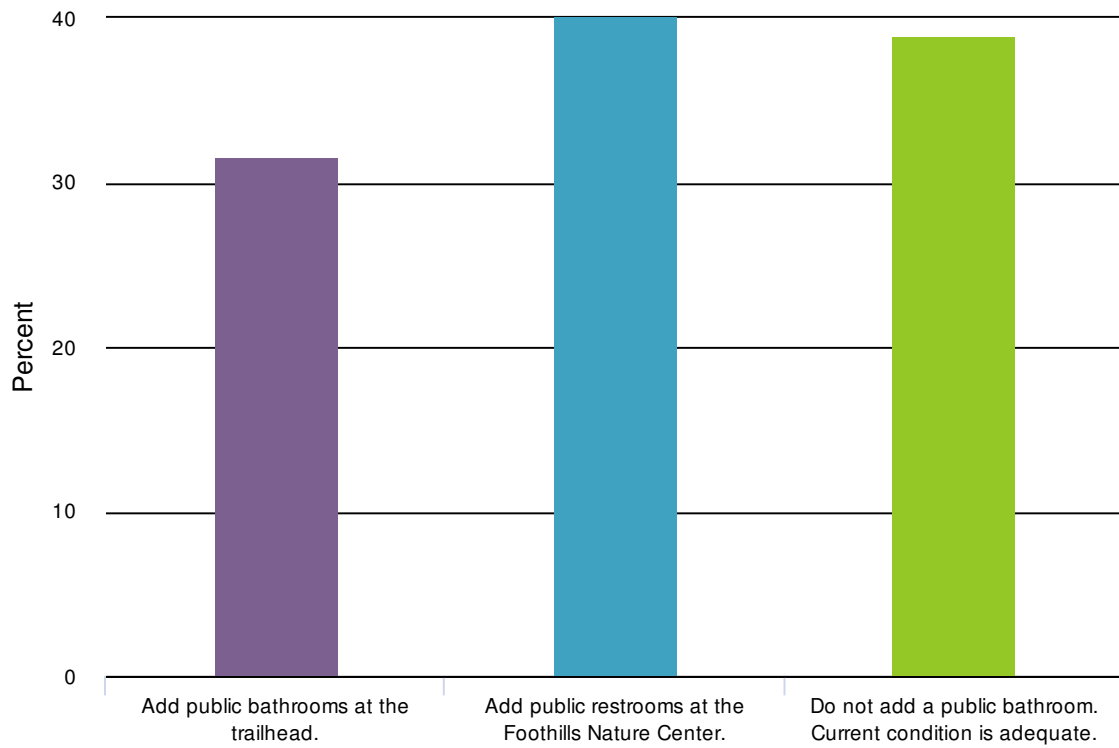
Totals: 245




21. Nature Center Bike Racks



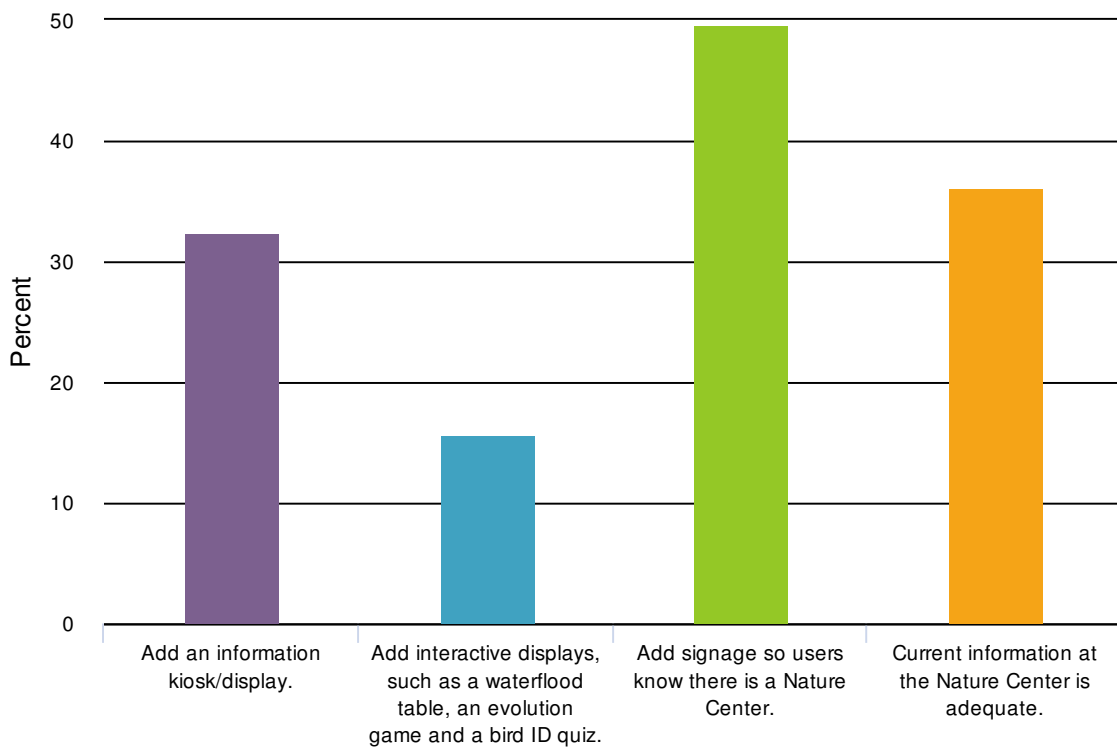
Value		Percent	Responses
Install more bike racks at the Nature Center.		57.2%	95
Current number of bike racks at the Nature Center is adequate.		44.0%	73

22. Public Restrooms



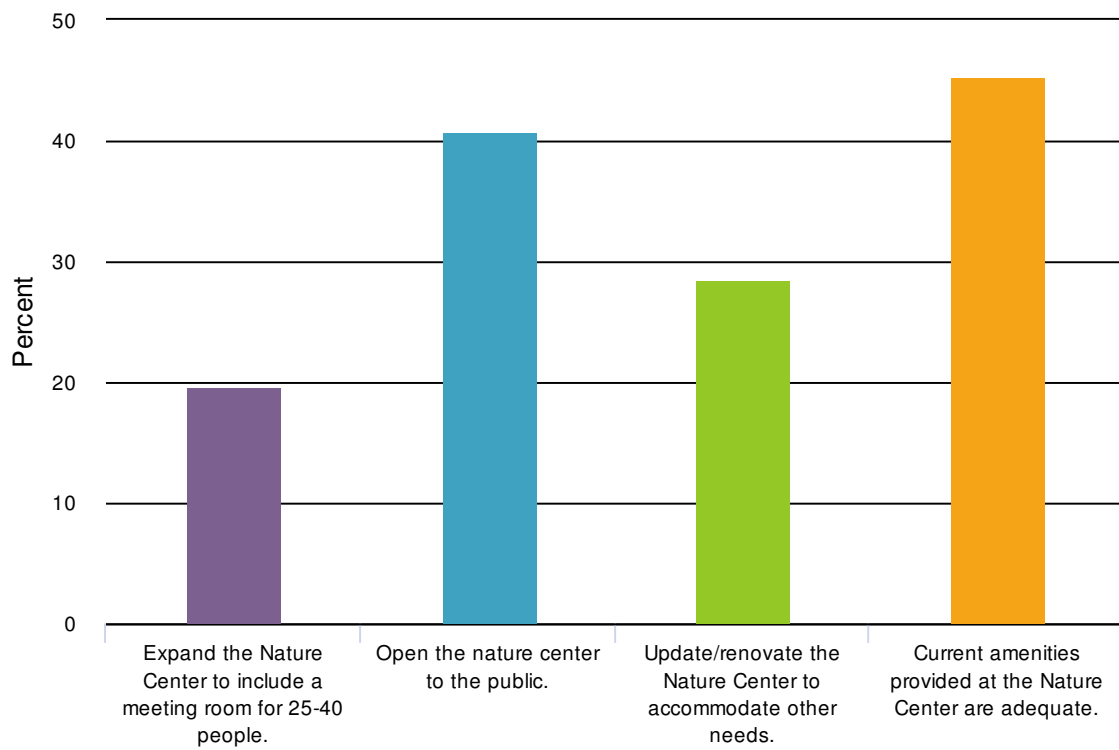
Value		Percent	Responses
Add public bathrooms at the trailhead.		31.6%	60
Add public restrooms at the Foothills Nature Center.		40.0%	76
Do not add a public bathroom. Current condition is adequate.		38.9%	74

23. Nature Center Information



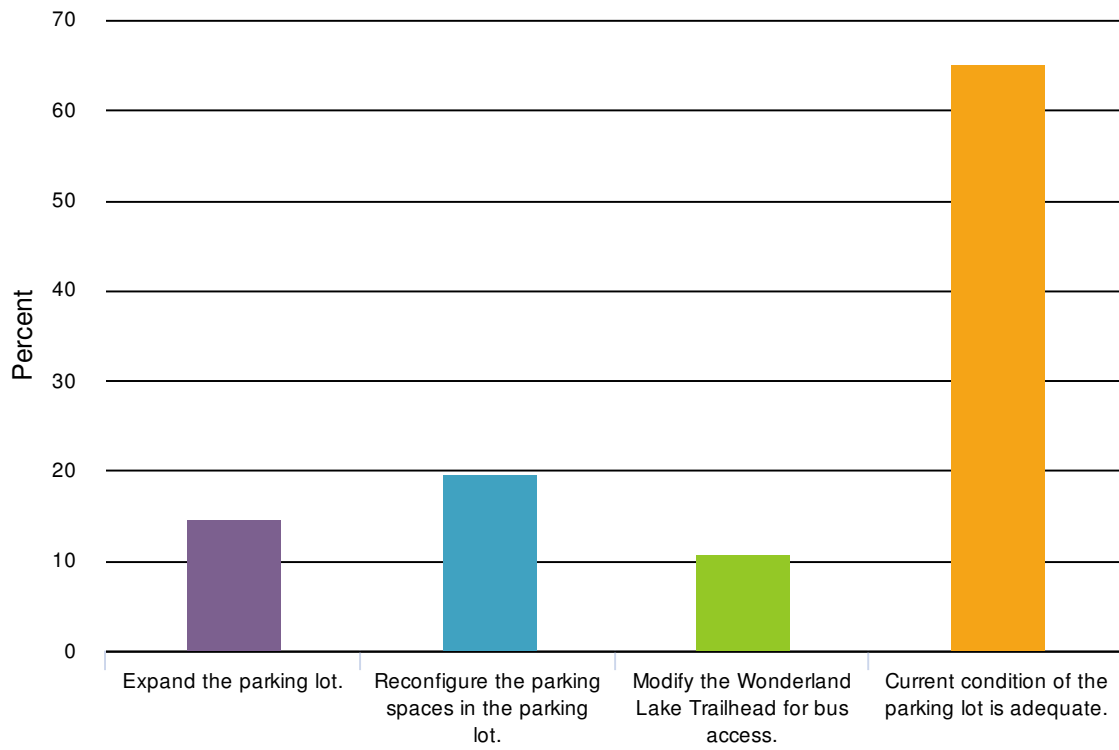
Value	Percent	Responses
Add an information kiosk/display.	32.4%	60
Add interactive displays, such as a waterflood table, an evolution game and a bird ID quiz.	15.7%	29
Add signage so users know there is a Nature Center.	49.7%	92
Current information at the Nature Center is adequate.	36.2%	67





24. Nature Center Modifications



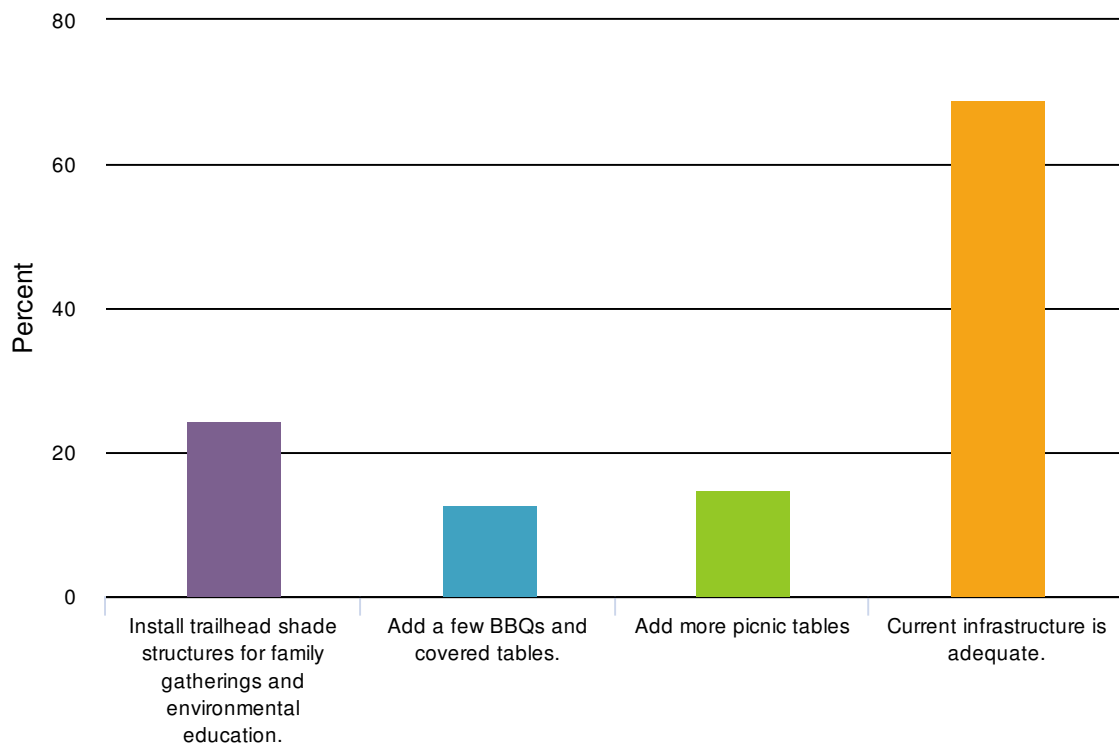
Value	Percent	Responses
Expand the Nature Center to include a meeting room for 25-40 people.	19.6%	35
Open the nature center to the public.	40.8%	73
Update/renovate the Nature Center to accommodate other needs.	28.5%	51
Current amenities provided at the Nature Center are adequate.	45.3%	81

25. Trailhead Parking Lot



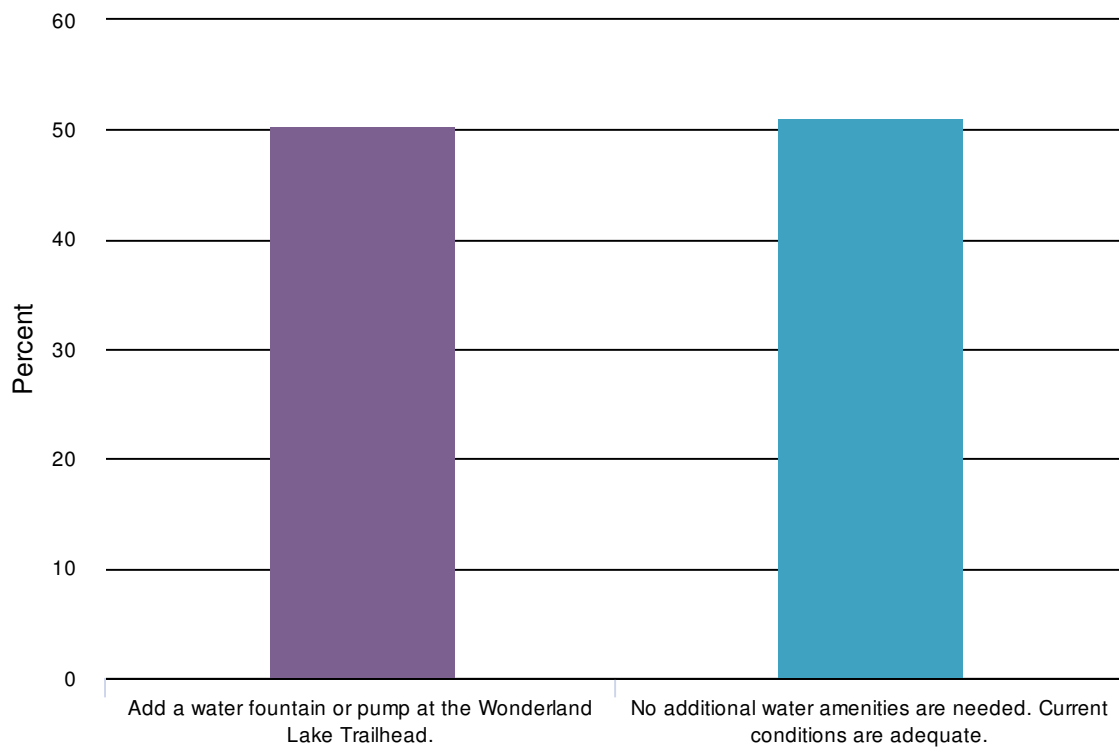
Value		Percent	Responses
Expand the parking lot.		14.6%	26
Reconfigure the parking spaces in the parking lot.		19.7%	35
Modify the Wonderland Lake Trailhead for bus access.		10.7%	19
Current condition of the parking lot is adequate.		65.2%	116

26. Trailhead infrastructure



Value	Percent	Responses
Install trailhead shade structures for family gatherings and environmental education.	24.3%	46
Add a few BBQs and covered tables.	12.7%	24
Add more picnic tables	14.8%	28
Current infrastructure is adequate.	68.8%	130

27. Water Fountain



Value

Percent Responses

Add a water fountain or pump at the Wonderland Lake Trailhead.



50.5%

96

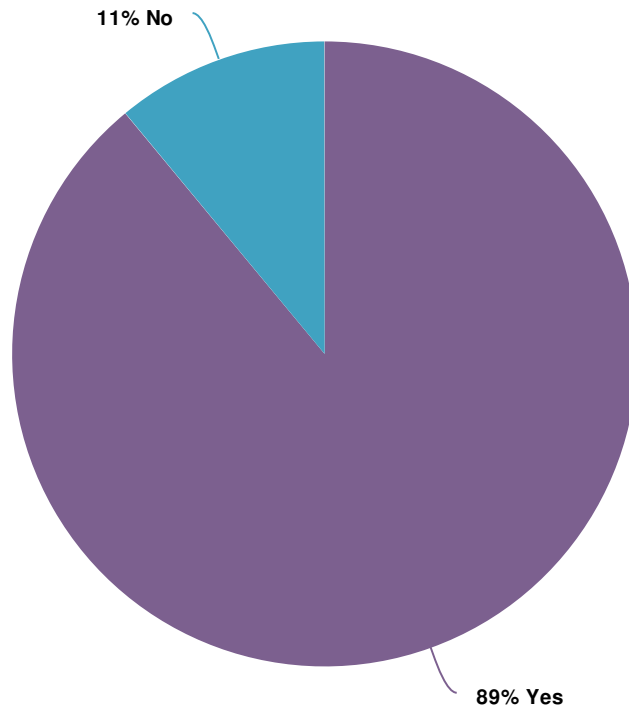
No additional water amenities are needed. Current conditions are adequate.



51.1%

97

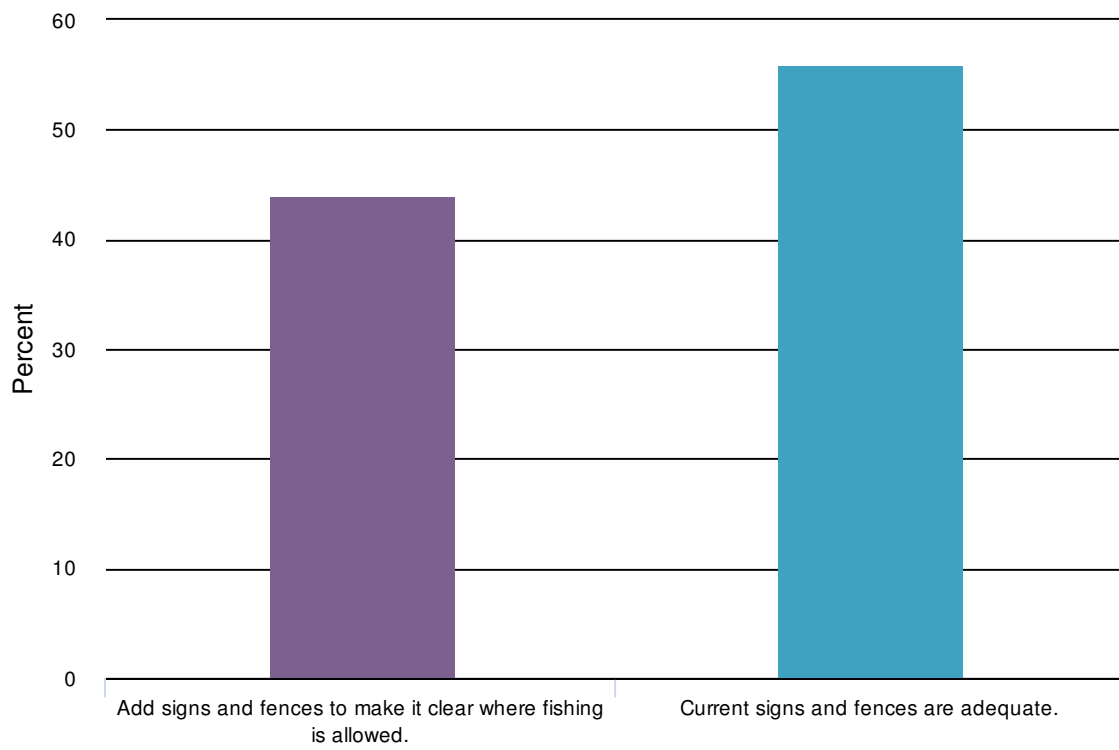
28. Would you like to provide feedback on Access, Conservation and Activities on the east side of Wonderland Lake?



Value		Percent	Responses
Yes		89.0%	218
No		11.0%	27

Totals: 245

29. Fishing Signs



Value

Percent

Responses

Add signs and fences to make it clear where fishing is allowed.



44.1%

89

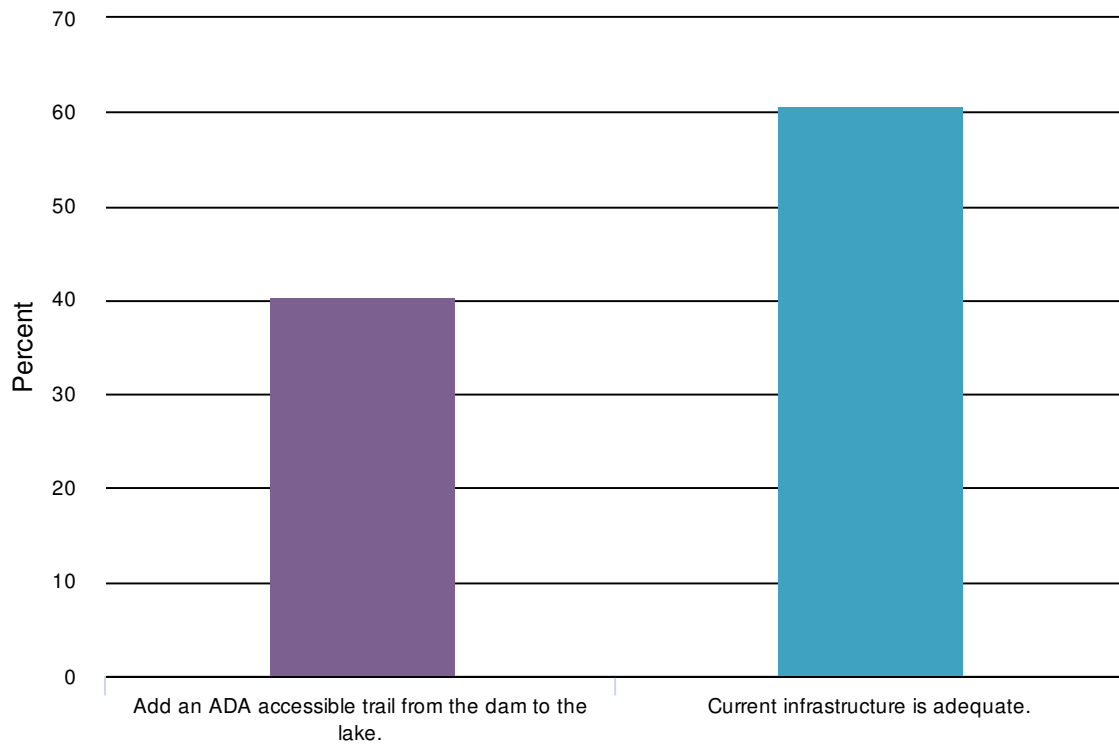
Current signs and fences are adequate.





55.9%

113

30. Access to the Shoreline






Value		Percent	Responses
Add an ADA accessible trail from the dam to the lake.		40.3%	79
Current infrastructure is adequate.		60.7%	119



31. Shade opportunities

Value	Percent	Responses
Plant native trees for shade on the peninsula.	46.5%	92
Current shade is adequate.	54.0%	107



32. Fishing Access

Value		Percent	Responses
Consider making fishing opportunities accessible -- as feasible.		20.7%	40
Current infrastructure is adequate.		60.6%	117
Create rocky steps from the dam to the water.		29.5%	57

33. Benches

Value		Percent	Responses
Add natural log or rock benches		50.8%	99
Current infrastructure is adequate.		49.7%	97

34. Slope (Northeast Side of the Lake)

Value		Percent	Responses
Level the steep slope on the northeast side of the lake.		17.4%	33
Current slope is adequate.		83.7%	159



35. Trail Accessibility

Value	Percent	Responses
Add a ADA accessible trail from the dam to the lake.	36.3%	70
Current trails are adequate.	64.2%	124

36. Picnic Tables

Value	Percent	Responses
Add picnic tables.	19.4%	38
Current recreation amenities are adequate.	80.6%	158

37. Would you like to provide feedback on Access to Wonderland Lake Area?

Value		Percent	Responses
Yes		92.9%	224
No		7.1%	17
			Totals: 241

38. ADA Access

Value	Percent	Responses
Add ADA access from Uitca, Foothills trail, and the south and north ends of the dam.	38.2%	78
Current access opportunities are adequate.	62.7%	128

39. Additional resources

Value		Percent	Responses
Develop a map of additional places to park.		27.8%	54
Current resources are adequate.		72.7%	141



40. Transportation

Value		Percent	Responses
Encourage the use of public transportation.		51.5%	106
Current conditions are adequate.		50.5%	104





41. Bike Racks

Value		Percent	Responses
Place bike racks at various access areas.		51.4%	107
Current conditions are adequate.		49.0%	102




42. Would you like to provide feedback on Wetland and Shoreline Habitat and Wildlife Conservation and Protection?

Value		Percent	Responses
Yes		92.5%	221
No		7.5%	18
			Totals: 239





43. Shoreline Habitat

Value		Percent	Responses
Restore habitat on the peninsula		53.1%	112
Maintain the shoreline habitat and conservation protections on the north, west, and south sides of the lake.		62.6%	132
Make enhancements on the north and west side toward habitat preservation.		40.8%	86
Current shoreline habitat conditions are adequate.		20.4%	43

44. Wildlife

Value		Percent	Responses
Create access for wildlife to reach the shoreline.		45.6%	93
Add more structure in the lake for fish and amphibian habitat (e.g. downed trees, logs).		44.6%	91
Current wildlife conditions are adequate.		39.2%	80

45. Vegetation

Value		Percent	Responses
Plant replacement native trees to address the loss of ash trees.		75.0%	162
Remove invasive species.		66.2%	143
Enhance natural plantings.		54.6%	118
Current vegetation conditions are adequate.		13.0%	28

46. Erosion

Value	Percent	Responses
Manage erosion to minimize sedimentation.	82.1%	170
Current erosion conditions are adequate.	17.9%	37






47. Fencing

Value	Percent	Responses
Complete fence lines around protected areas on the south side.	57.7%	113
Current fence lines are adequate.	42.3%	83

48. Signs




Value	Percent	Responses
Install more signs that encourage people to stay on trail.	48.5%	97
Current signs are adequate.	52.0%	104

49. How much do you agree or disagree with a community-generated application to rename Wonderland Lake to the "Wonderland Lake Wildlife Sanctuary." Please note that a name change would not have an effect on how the area is managed or change the Management Area Designation.

Value		Percent	Responses
Strongly Agree		34.3%	80
Agree		20.6%	48
Neutral		24.5%	57
Disagree		6.4%	15
Strongly Disagree		14.2%	33







Totals: 233

50. Which gender do you identify with?

Value		Percent	Responses
Female		53.5%	122
Male		43.9%	100
I do not identify with either gender OR I do not identify with one gender more than the other		2.6%	6







Totals: 228

51. Which race or ethnicity do you most identify with?

Value		Percent	Responses
White		85.5%	195
Hispanic or Latino		0.9%	2
Asian		0.4%	1
Two or more races		2.2%	5
Other		0.9%	2
Prefer not to say		10.1%	23

Totals: 228

52. Age Range?

Value		Percent	Responses
18-24		1.8%	4
25-34		11.1%	25
35-44		11.5%	26
45-54		21.2%	48
55-64		27.9%	63
65+		26.5%	60

Totals: 226