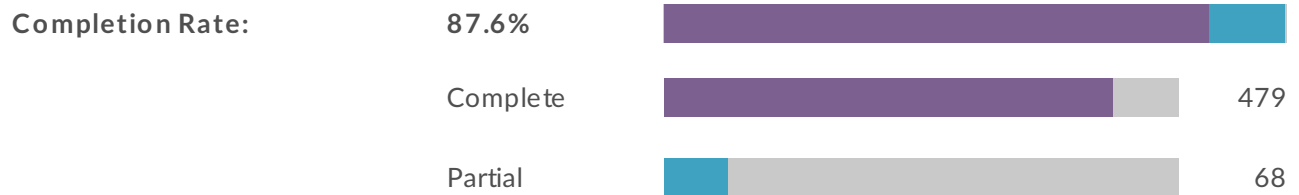


This report is filtered

Only show: #2 Question "What activities do you enjoy in Wonderland Lake? Select all that apply." is one of the following answers ("Observing nature / wildlife")

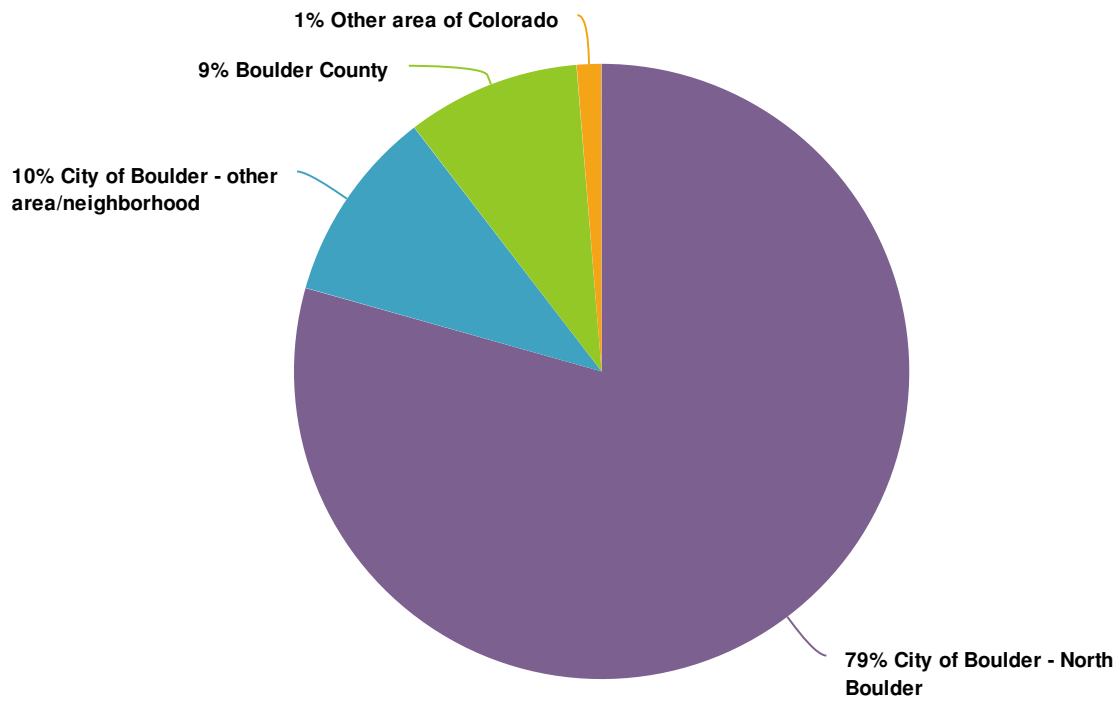
Report for Wonderland Lake Engagement Window No. 2 Questionnaire

Response Counts



Totals: 547

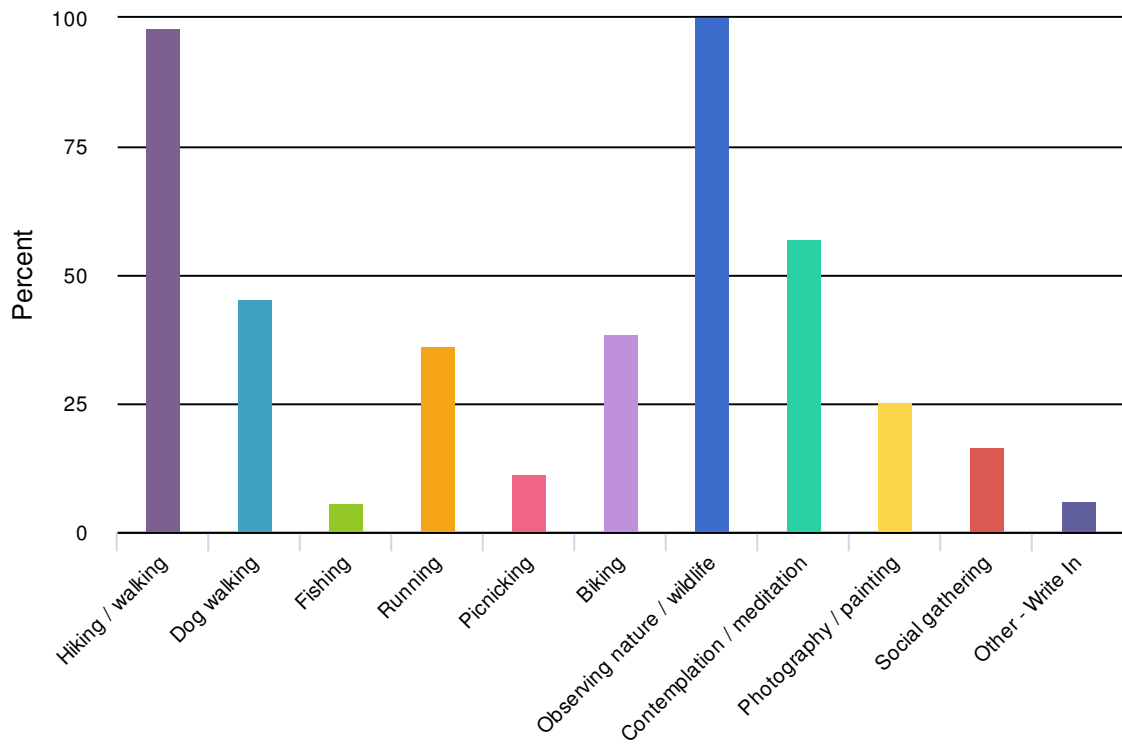
1. Which part of Boulder do you live in?



Value	Percent	Responses
City of Boulder - North Boulder	79.3%	434
City of Boulder - other area/neighborhood	10.2%	56
Boulder County	9.1%	50
Other area of Colorado	1.3%	7

Totals: 547

2. What activities do you enjoy in Wonderland Lake? Select all that apply.

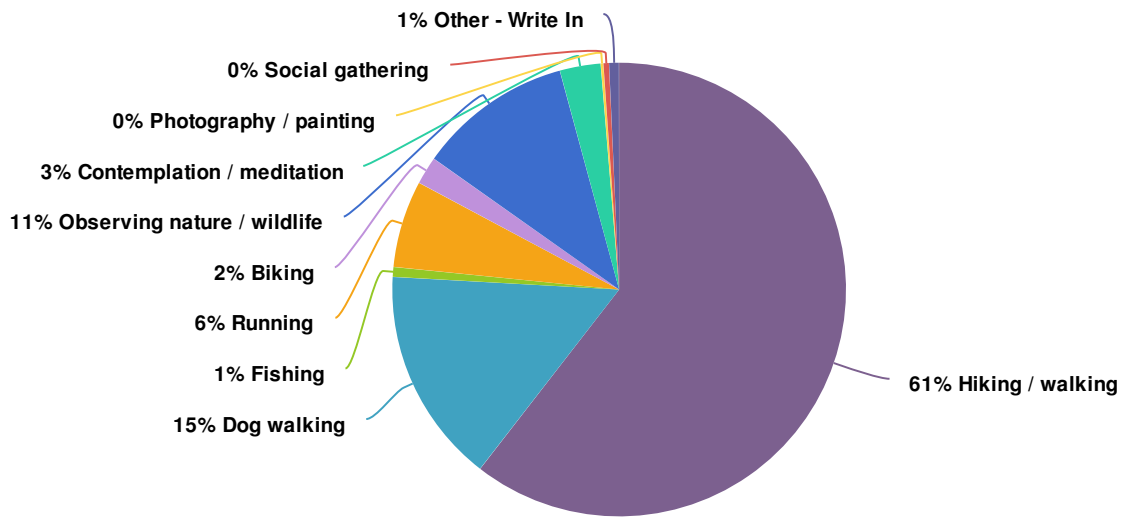


Value	Percent	Responses
Hiking / walking	98.2%	537
Dog walking	45.5%	249
Fishing	5.7%	31
Running	36.4%	199
Picnicking	11.5%	63
Biking	38.6%	211
Observing nature / wildlife	100.0%	547
Contemplation / meditation	57.2%	313
Photography / painting	25.2%	138
Social gathering	16.5%	90
Other - Write In	6.2%	34

Other - Write In	Count
Frisbee	2
playground	2
Bringing kids to the playground and thankful can use a stroller, if needed	1
Casual social gathering, not arranged.	1
Family time	1
I live on Promontory Ct.	1
I live on the lake and watch it change over the seasons year after year.	1
Ice skating	1
Ice skating used to be legal, please reinstate. Post signs, use at your own risk, but to make illegal especially by peninsula where its shallow is based on fear, not community inclusion. Many people use to play broom ball and skate on those really frozen days, it is our neighborhood, and anyone iij s welcome!	1
Nature ranger days	1
Other	1
Park	1
Playground	1
Qigong in the park	1
Spending time where there are not large groups of people.	1
Stretching yoga	1
Sunset	1
Tai chi	1
The peaceful sound of nature	1
Walk with friends as well as alone	1
Watching all the wildlife and enjoying the beautiful ecosystem	1
Totals	34

Other - Write In	Count
XC ski & snowshoe	1
Yoga in the grass or martial arts related activities near Wonderland Lake Park	1
bird watching	1
hang at the PARK area with grandkids	1
ice skating, when conditions permit	1
skiing in the winter	1
sledding	1
snow shoeing	1
snowshoeing	1
using playground	1
working	1
Totals	34

3. What is the PRIMARY activity you enjoy in Wonderland Lake? Please choose one.



Value	Percent	Responses
Hiking / walking	60.5%	331
Dog walking	15.4%	84
Fishing	0.7%	4
Running	6.2%	34
Biking	2.0%	11
Observing nature / wildlife	11.0%	60
Contemplation / meditation	2.9%	16
Photography / painting	0.2%	1
Social gathering	0.4%	2
Other - Write In	0.7%	4

Totals: 547

Other - Write In**Count**

Birding

1

FALSE choice and unfair

1

Living my daily life

1

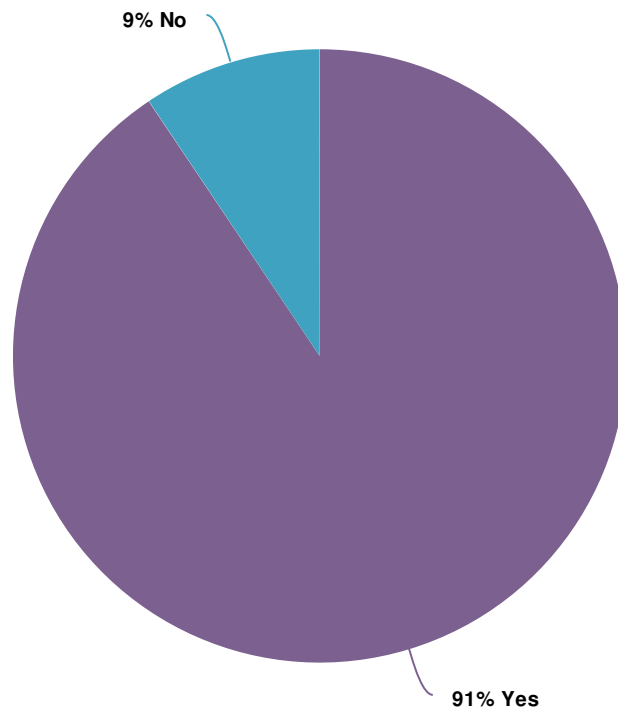
Quiet environment

1

Totals

4

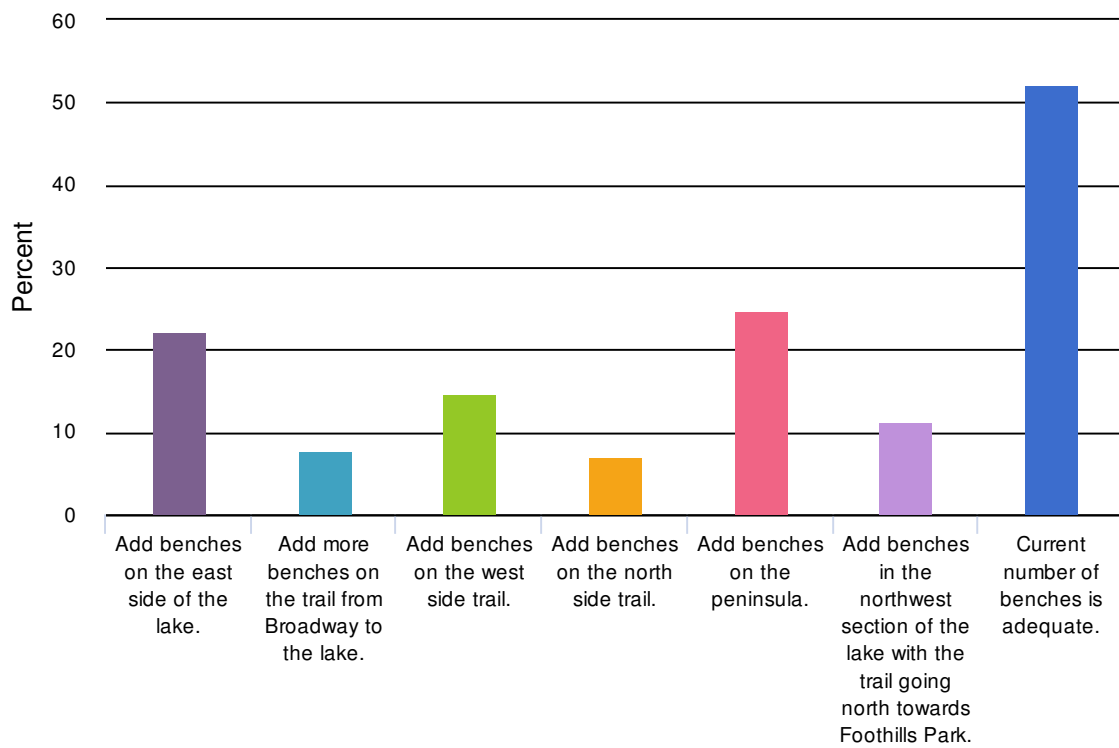
4. Would you like to provide feedback on T rail/T rail Side Improvements in the Wonderland Lake area?



Value		Percent	Responses
Yes		90.6%	470
No		9.4%	49

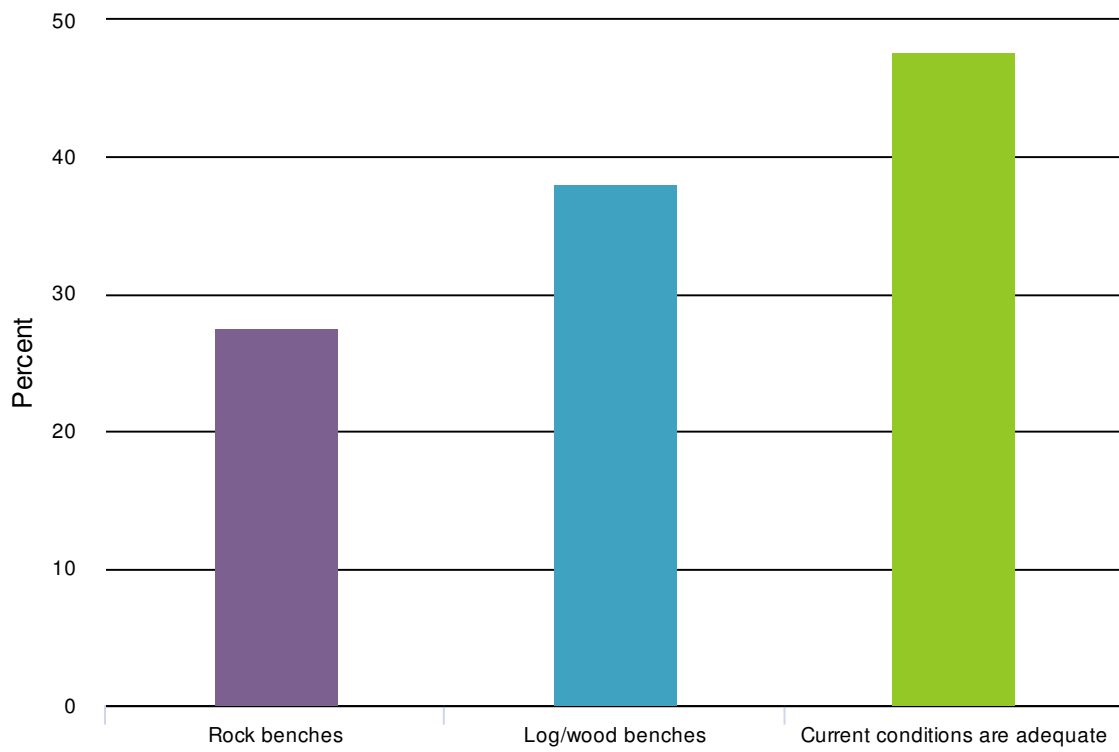
Totals: 519




5. Bench Locations



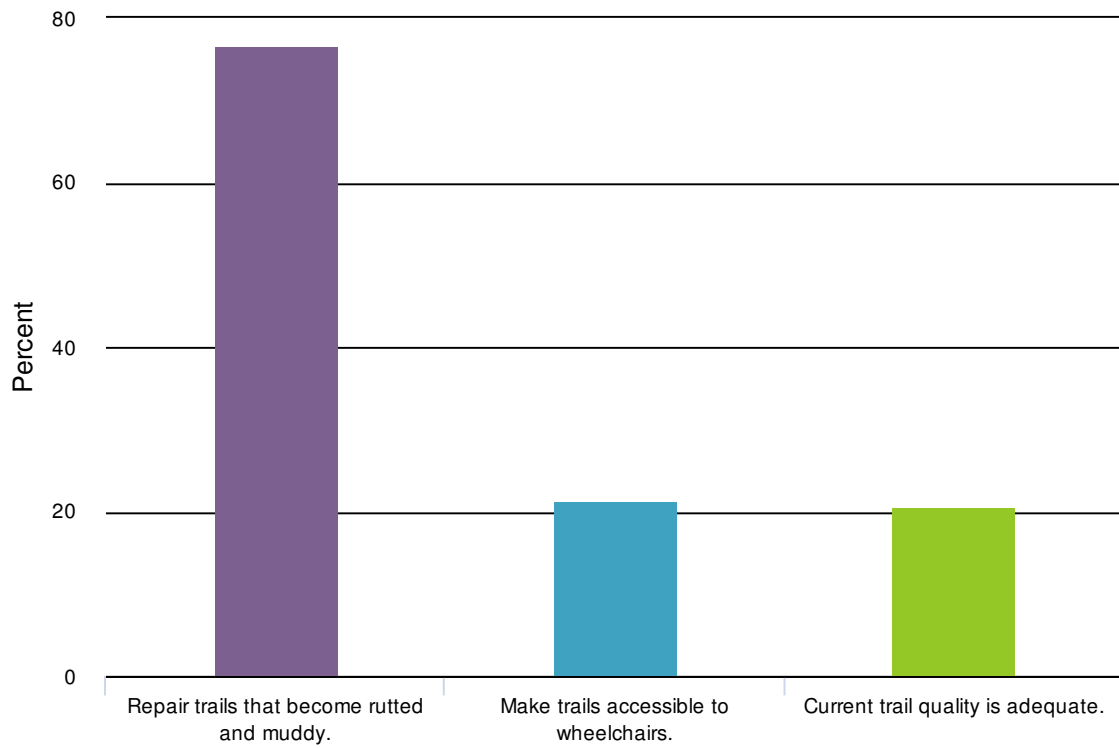
Value	Percent	Responses
Add benches on the east side of the lake.	22.3%	102
Add more benches on the trail from Broadway to the lake.	7.9%	36
Add benches on the west side trail.	14.7%	67
Add benches on the north side trail.	7.0%	32
Add benches on the peninsula.	24.9%	114
Add benches in the northwest section of the lake with the trail going north towards Foothills Park.	11.4%	52
Current number of benches is adequate.	52.3%	239




6. Bench material



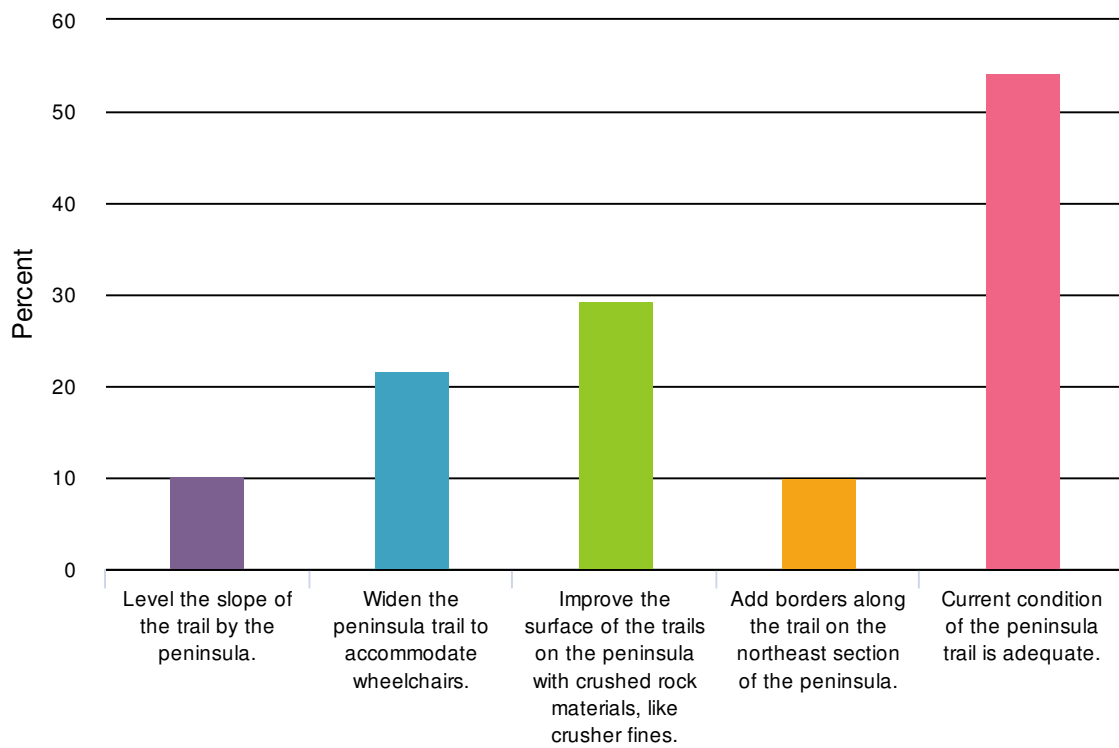
Value		Percent	Responses
Rock benches		27.5%	117
Log/wood benches		38.0%	162
Current conditions are adequate		47.7%	203

7. General Trail Modifications



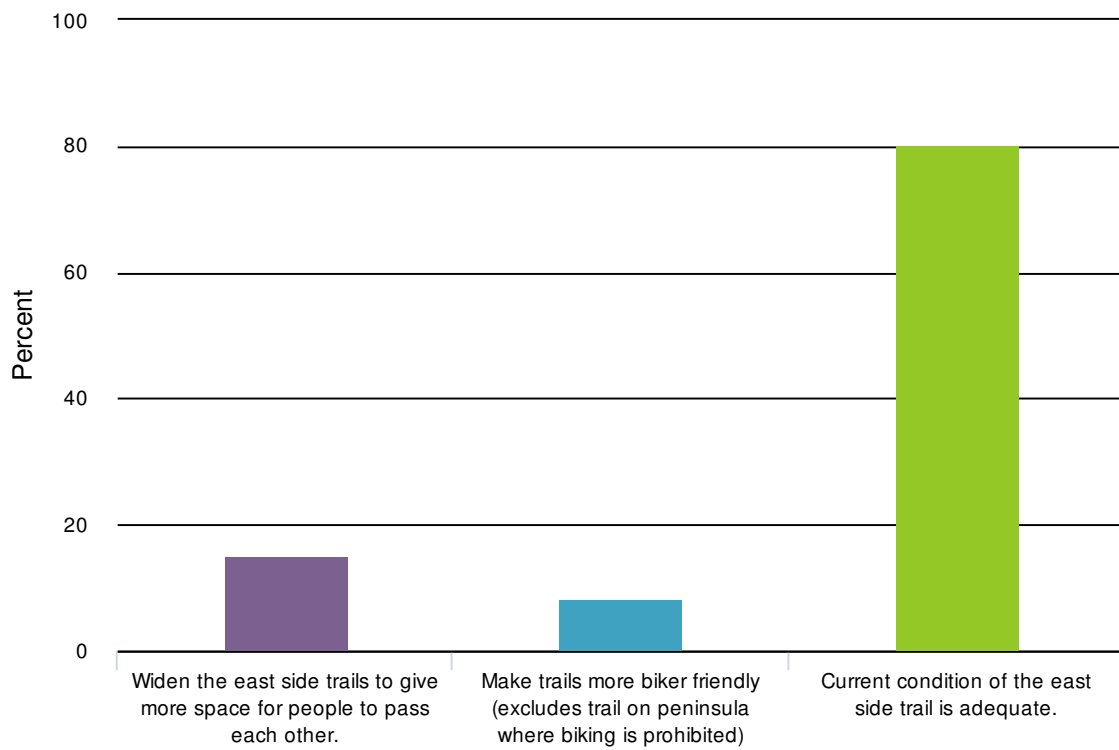
Value		Percent	Responses
Repair trails that become rutted and muddy.		76.6%	357
Make trails accessible to wheelchairs.		21.2%	99
Current trail quality is adequate.		20.6%	96

8. Peninsula Trail Modifications



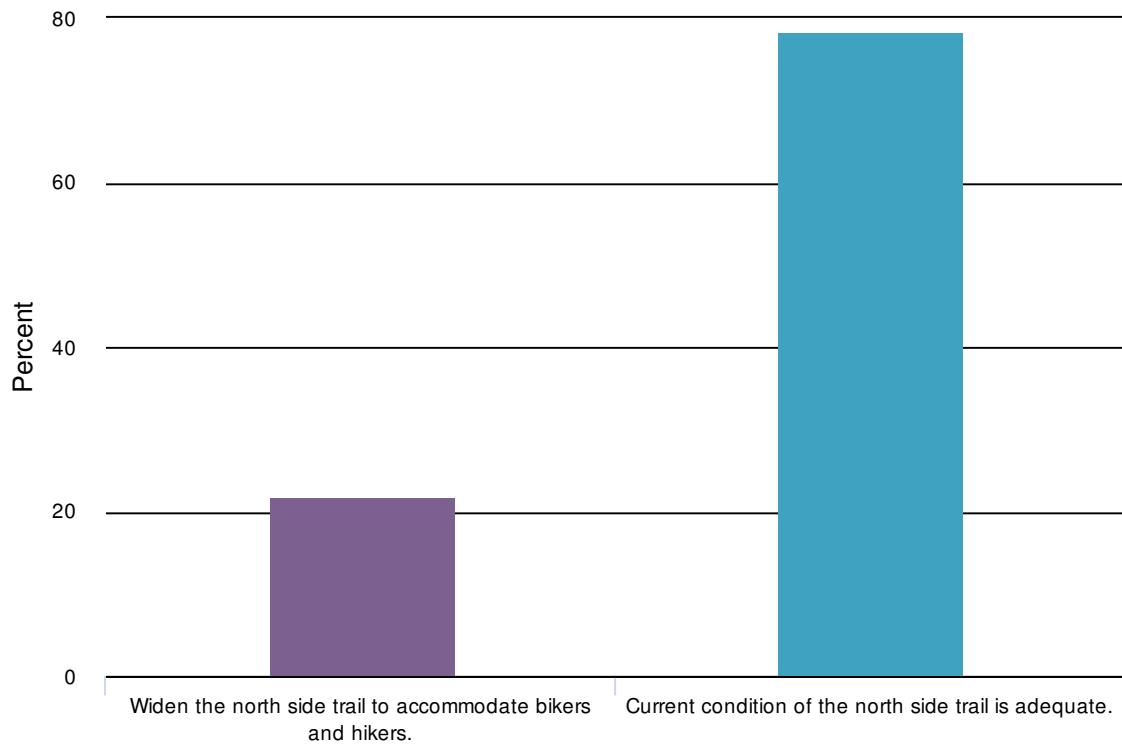
Value	Percent	Responses
Level the slope of the trail by the peninsula.	10.3%	46
Widen the peninsula trail to accommodate wheelchairs.	21.7%	97
Improve the surface of the trails on the peninsula with crushed rock materials, like crusher fines.	29.4%	131
Add borders along the trail on the northeast section of the peninsula.	9.9%	44
Current condition of the peninsula trail is adequate.	54.3%	242

9. East Side Trail Modifications



Value	Percent	Responses
Widen the east side trails to give more space for people to pass each other.	15.1%	68
Make trails more biker friendly (excludes trail on peninsula where biking is prohibited)	8.2%	37
Current condition of the east side trail is adequate.	80.4%	362

10. North Side Trail Modifications



Value

Percent

Responses

Widen the north side trail to accommodate bikers and hikers.



21.8%

98

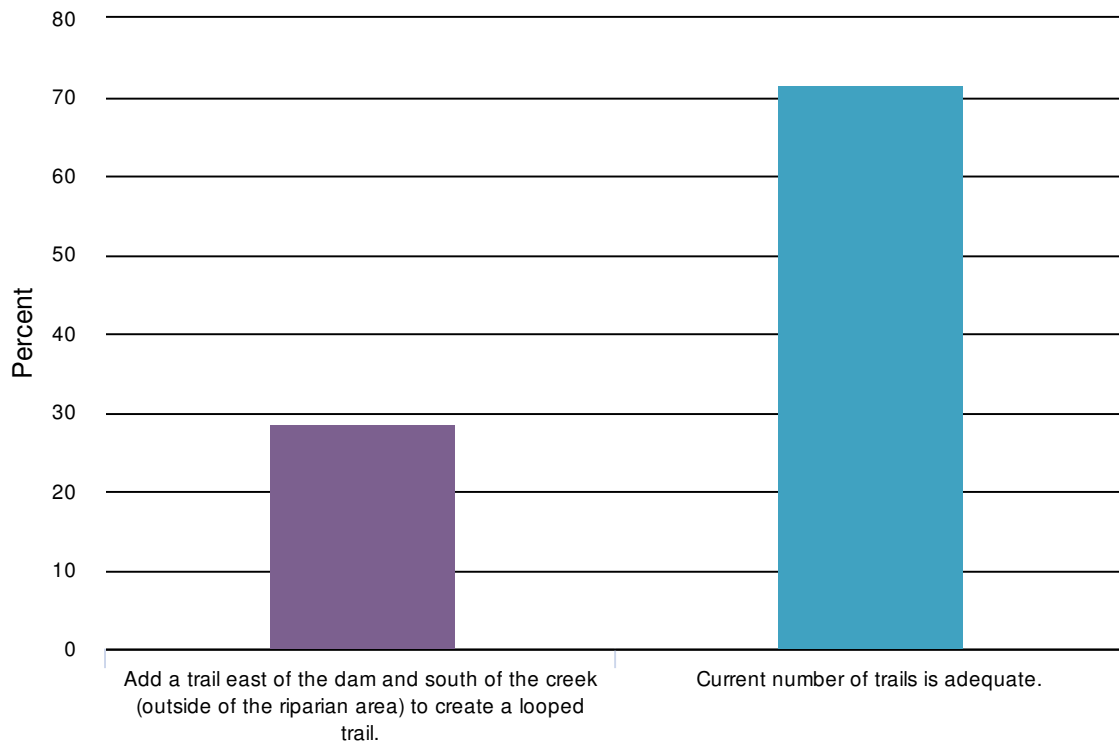
Current condition of the north side trail is adequate.



78.4%

352

11. Trail Additions



Value

Percent Responses

Add a trail east of the dam and south of the creek (outside of the riparian area) to create a looped trail.



28.7%

130

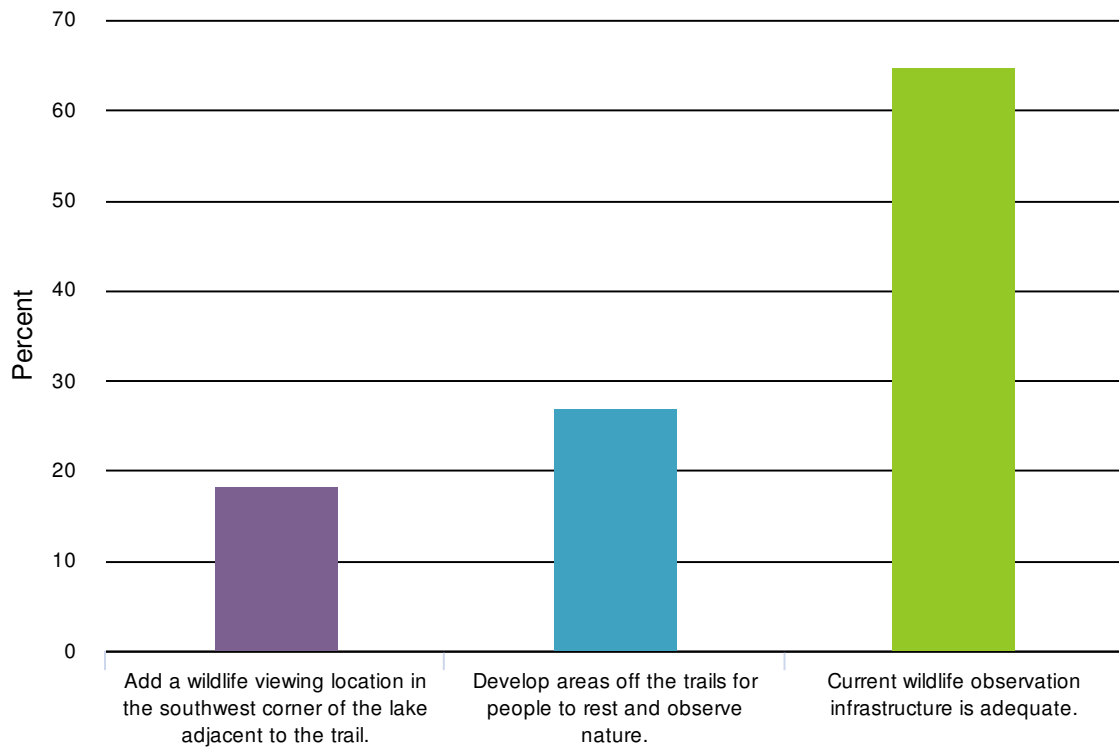
Current number of trails is adequate.



71.5%




324

12. Bird Blinds/Wildlife Observation

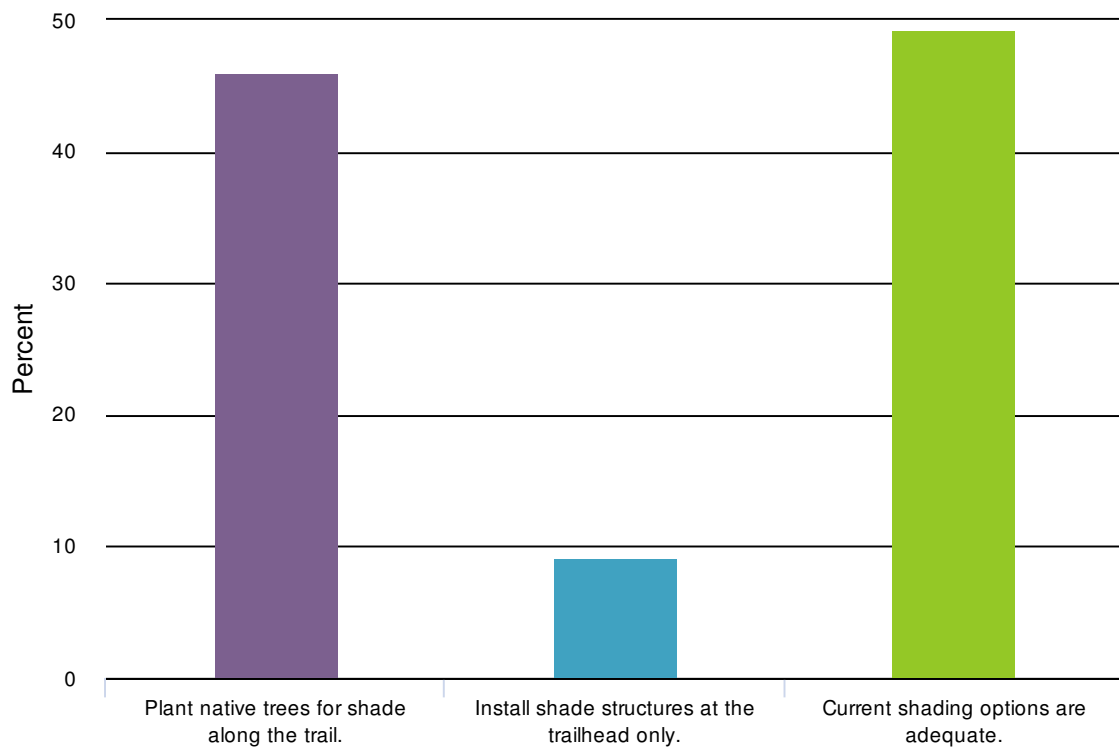





Value

Percent Responses

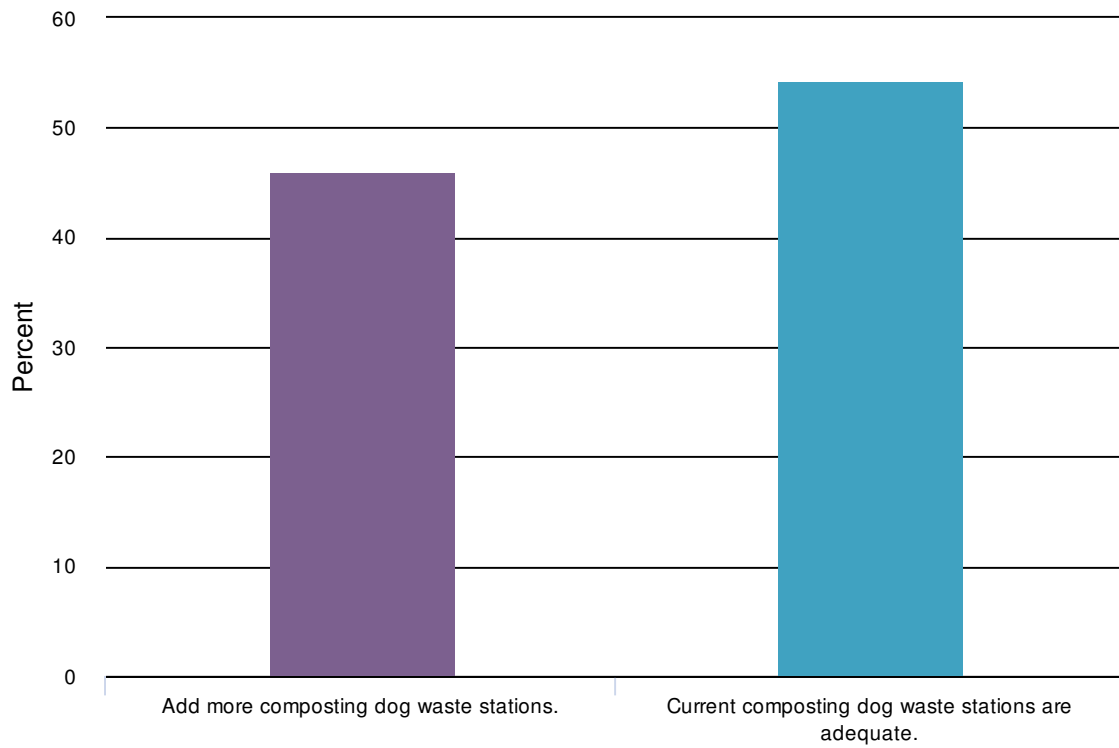
Add a wildlife viewing location in the southwest corner of the lake adjacent to the trail.		18.4%	84
Develop areas off the trails for people to rest and observe nature.		26.9%	123
Current wildlife observation infrastructure is adequate.		64.8%	296



13. Shade structures



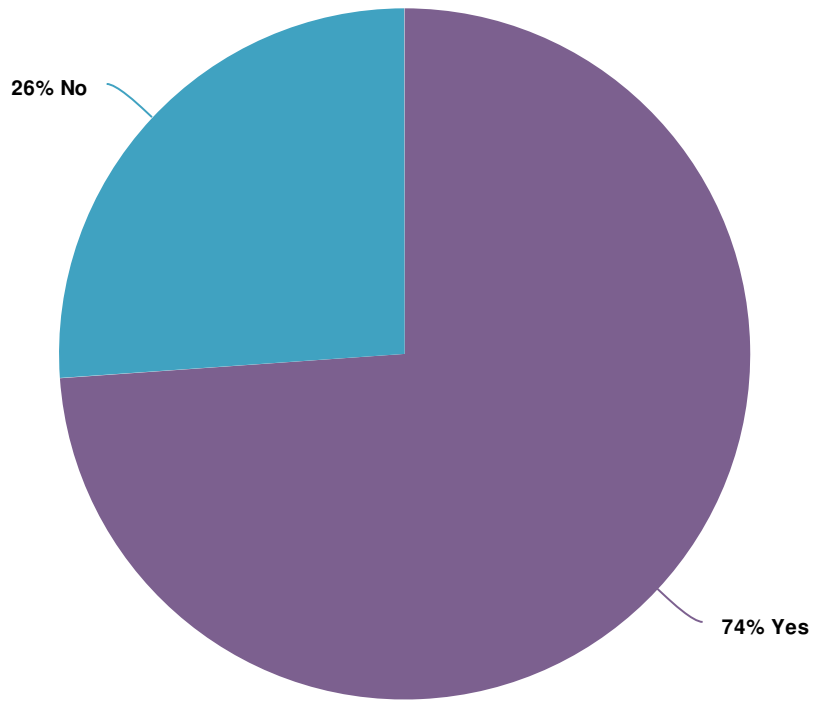
Value		Percent	Responses
Plant native trees for shade along the trail.		46.0%	211
Install shade structures at the trailhead only.		9.2%	42
Current shading options are adequate.		49.2%	226

14. Composting Dog Waste Stations



Value		Percent	Responses
Add more composting dog waste stations.		45.9%	199
Current composting dog waste stations are adequate.		54.4%	236

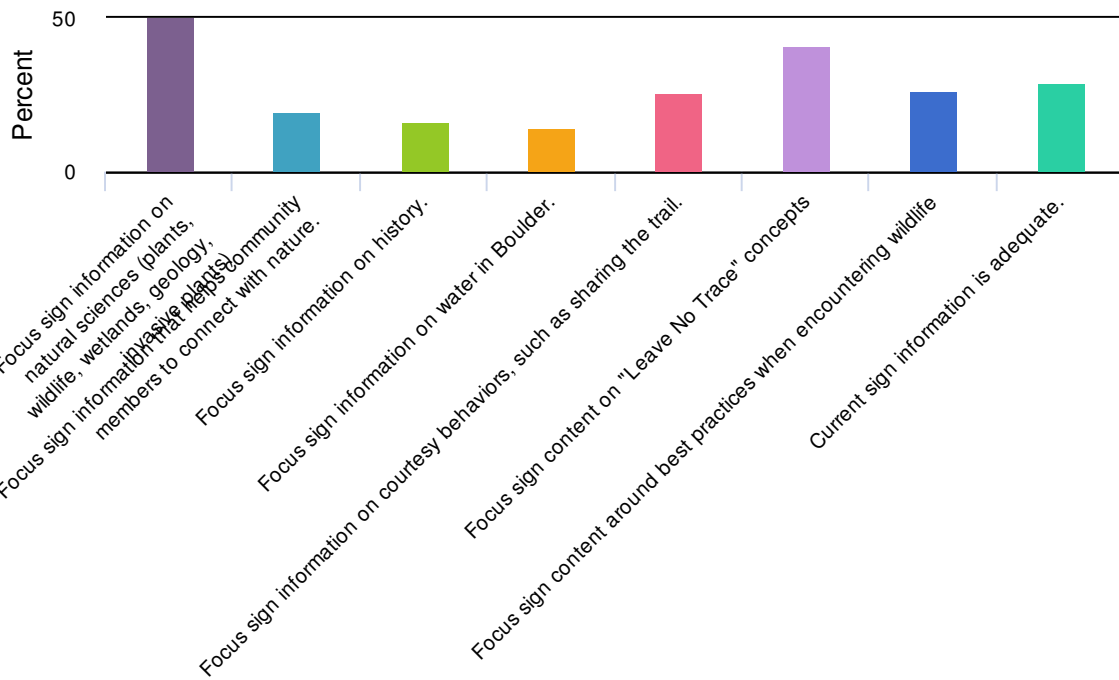
15. Would you like to provide feedback on Education Experiences/Interpretive Signs in the Wonderland Lake area?



Value		Percent	Responses
Yes		73.9%	377
No		26.1%	133

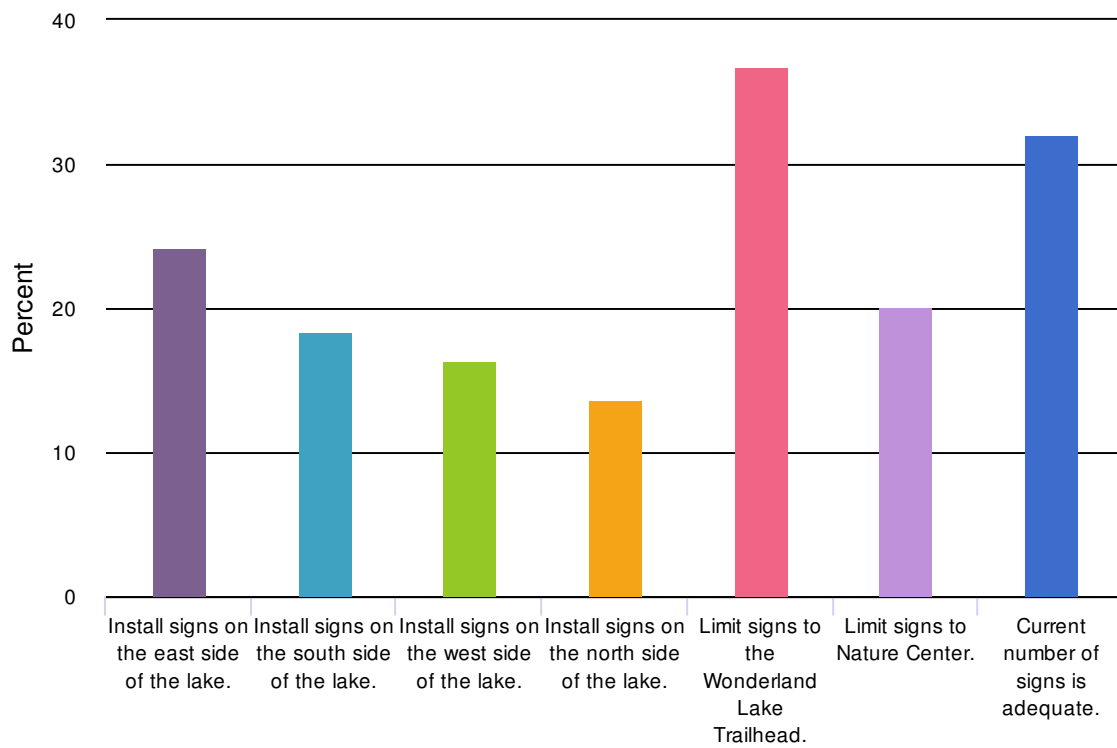
Totals: 510

16. Sign Content



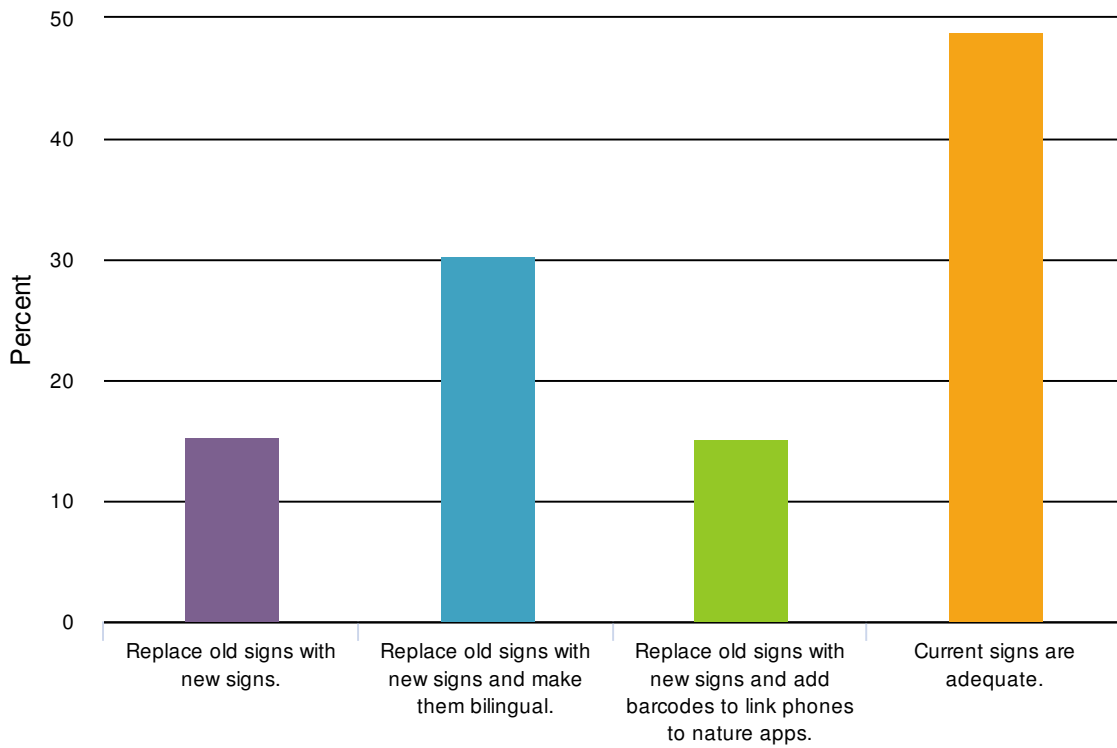
Value	Percent	Responses
Focus sign information on natural sciences (plants, wildlife, wetlands, geology, invasive plants)	49.7%	186
Focus sign information that helps community members to connect with nature.	19.5%	73
Focus sign information on history.	16.6%	62
Focus sign information on water in Boulder.	14.7%	55
Focus sign information on courtesy behaviors, such as sharing the trail.	26.2%	98
Focus sign content on "Leave No Trace" concepts	40.9%	153
Focus sign content around best practices when encountering wildlife	26.7%	100
Current sign information is adequate.	28.9%	108

17. Sign Location



Value	Percent	Responses
Install signs on the east side of the lake.	24.2%	87
Install signs on the south side of the lake.	18.4%	66
Install signs on the west side of the lake.	16.4%	59
Install signs on the north side of the lake.	13.6%	49
Limit signs to the Wonderland Lake Trailhead.	36.8%	132
Limit signs to Nature Center.	20.1%	72
Current number of signs is adequate.	32.0%	115

18. Sign Quality

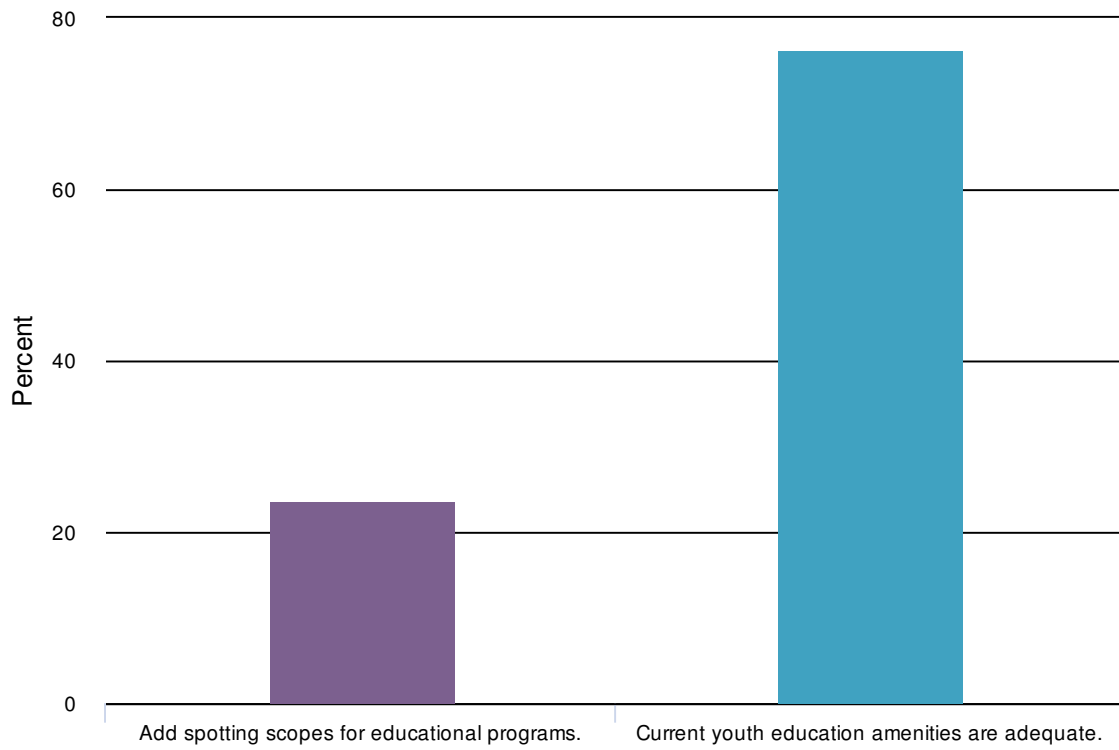


Value

Percent Responses

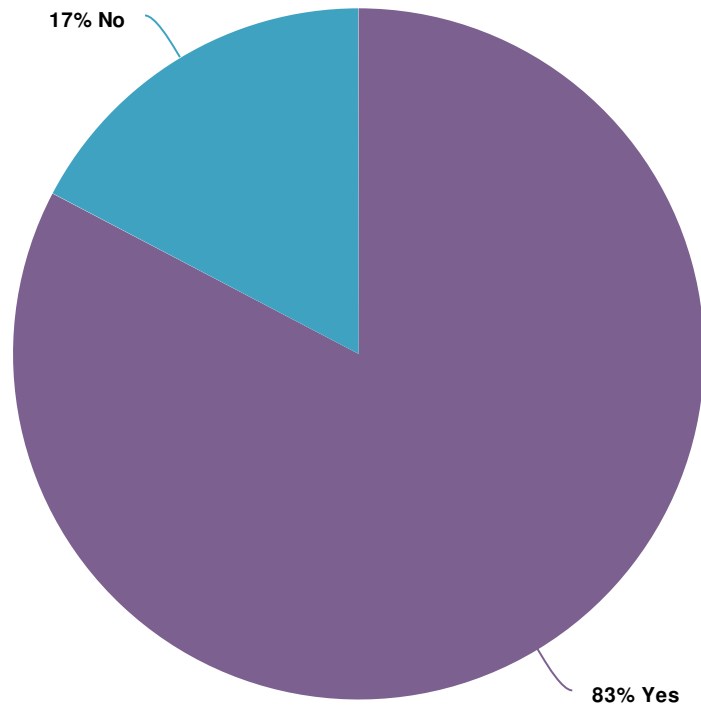
Value	Percent	Responses
Replace old signs with new signs.	15.4%	55
Replace old signs with new signs and make them bilingual.	30.3%	108
Replace old signs with new signs and add barcodes to link phones to nature apps.	15.2%	54
Current signs are adequate.	48.9%	174

19. Youth Education Opportunities



Value	Percent	Responses
Add spotting scopes for educational programs.	23.7%	80
Current youth education amenities are adequate.	76.3%	258

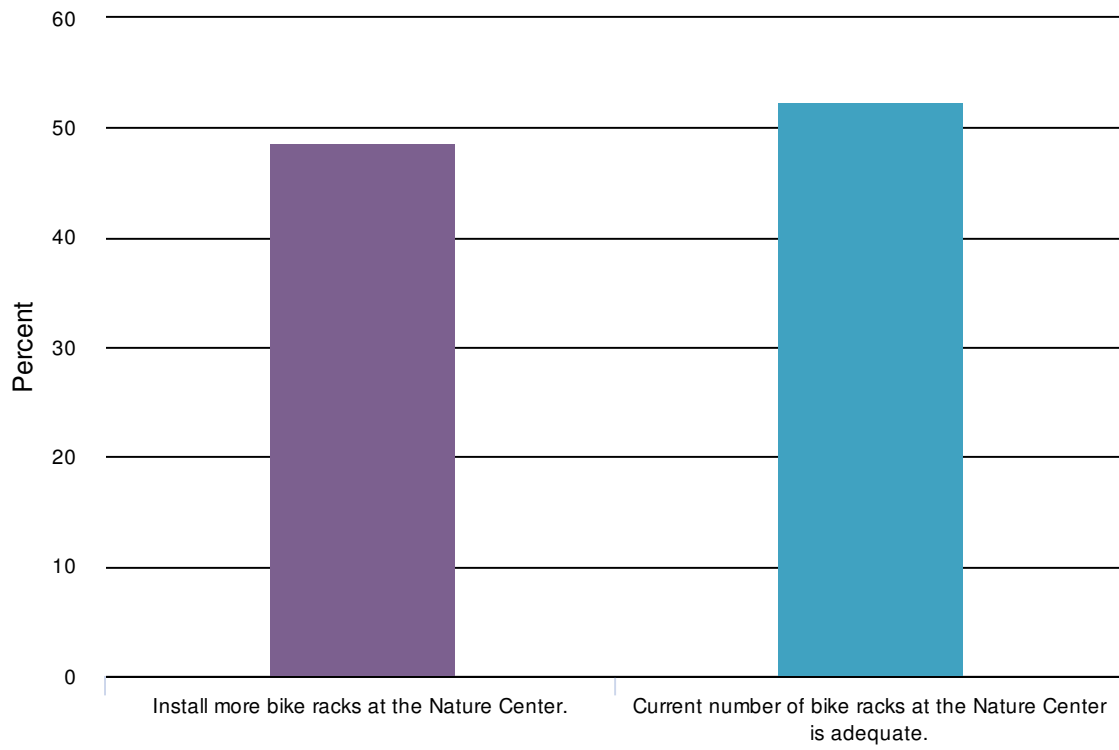
20. Would you like to provide feedback on Trailhead and Foothills Nature Center/Facilities Improvements in the Wonderland Lake area?





Value	Percent	Responses
Yes	82.7%	412
No	17.3%	86

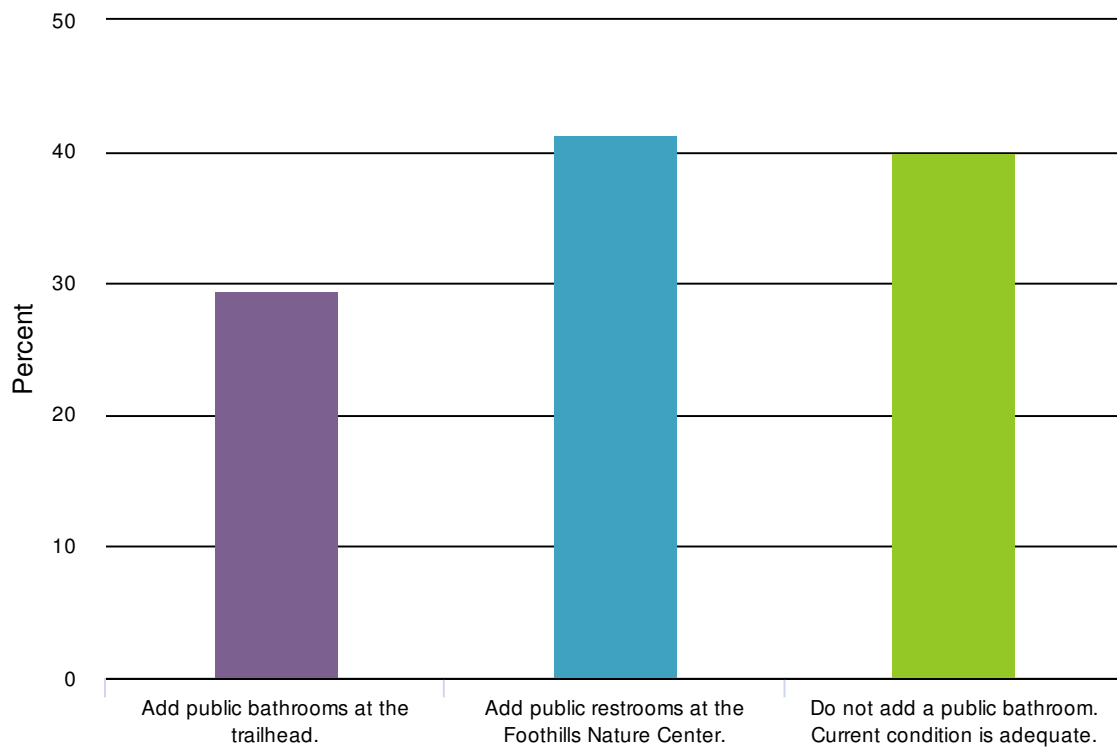
Totals: 498

21. Nature Center Bike Racks



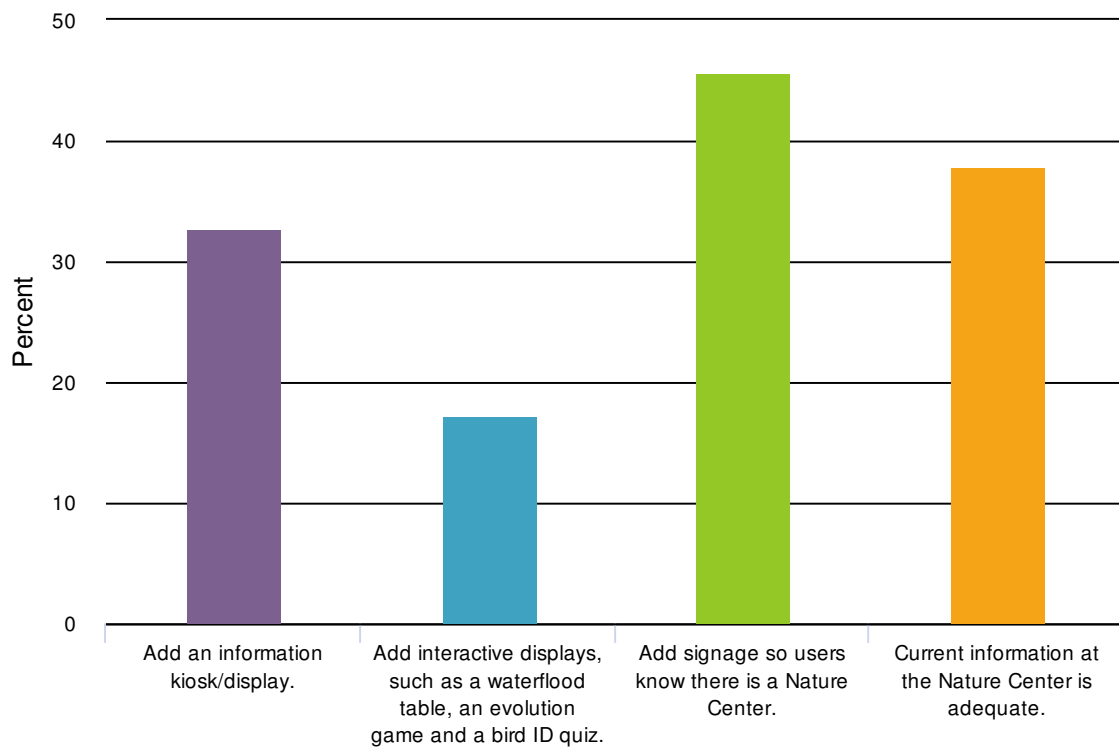
Value		Percent	Responses
Install more bike racks at the Nature Center.		48.6%	168
Current number of bike racks at the Nature Center is adequate.		52.3%	181

22. Public Restrooms



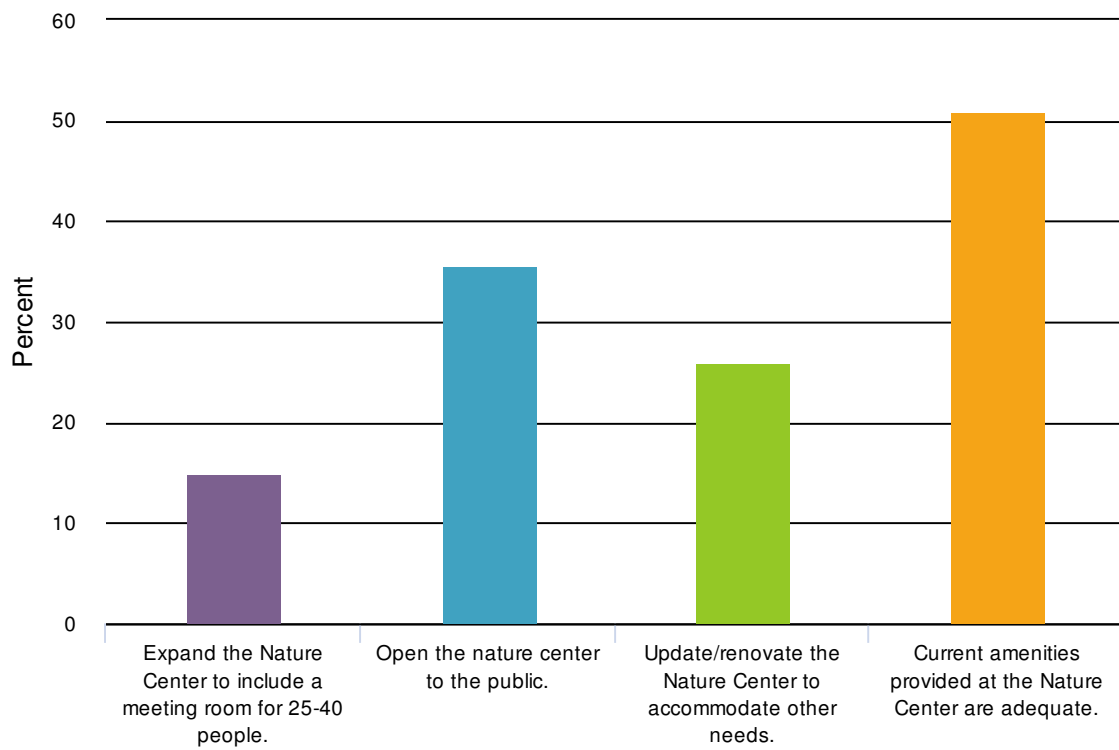
Value	Percent	Responses
Add public bathrooms at the trailhead.	29.5%	117
Add public restrooms at the Foothills Nature Center.	41.2%	163
Do not add a public bathroom. Current condition is adequate.	39.9%	158

23. Nature Center Information



Value	Percent	Responses
Add an information kiosk/display.	32.8%	128
Add interactive displays, such as a waterflood table, an evolution game and a bird ID quiz.	17.2%	67
Add signage so users know there is a Nature Center.	45.6%	178
Current information at the Nature Center is adequate.	37.9%	148

24. Nature Center Modifications

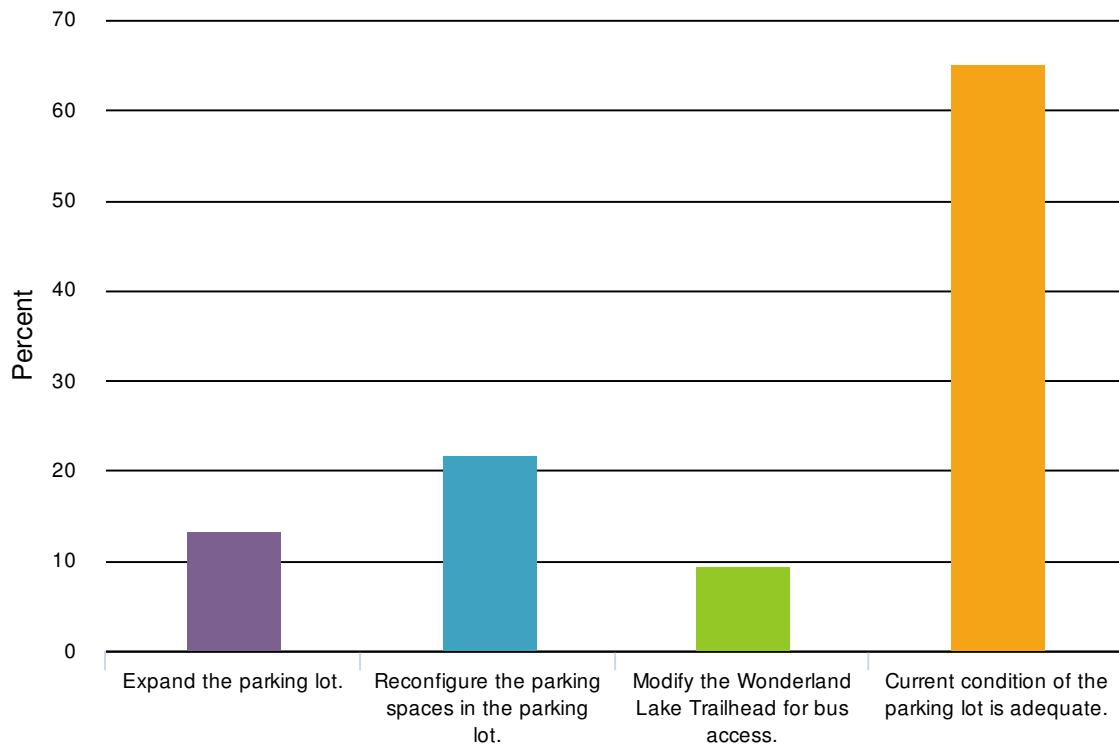






Value

Percent Responses

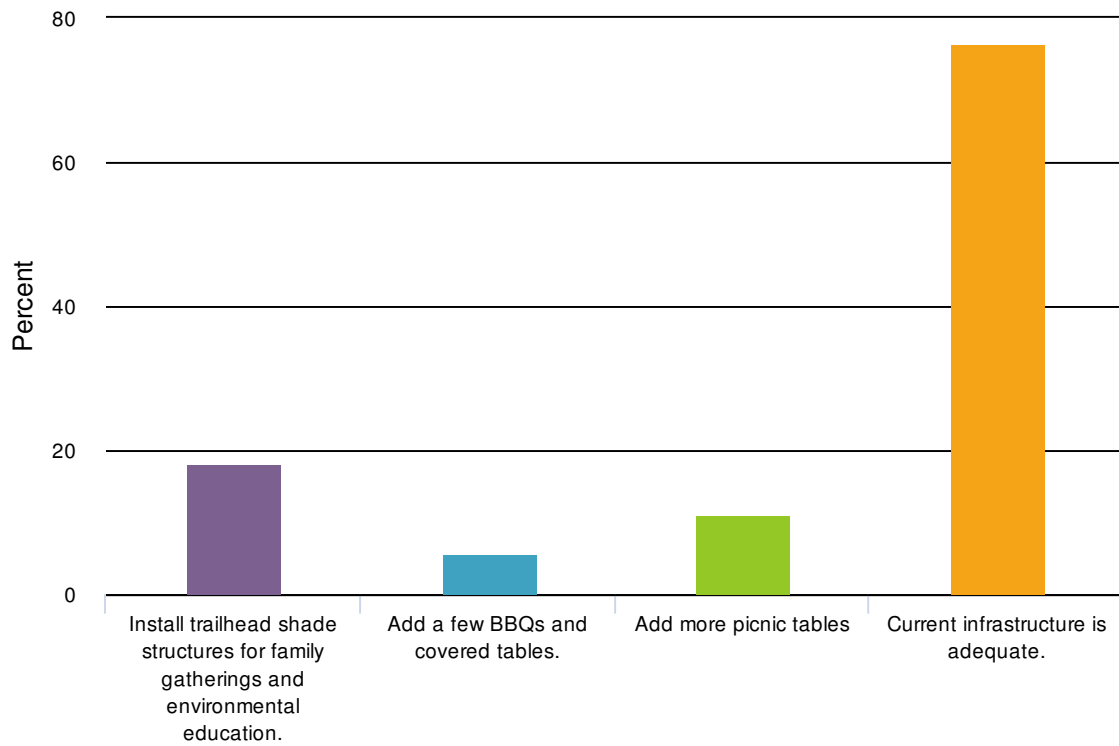
Value	Percent	Responses
Expand the Nature Center to include a meeting room for 25-40 people.	15.0%	55
Open the nature center to the public.	35.7%	131
Update/renovate the Nature Center to accommodate other needs.	25.9%	95
Current amenities provided at the Nature Center are adequate.	51.0%	187

25. Trailhead Parking Lot



Value		Percent	Responses
Expand the parking lot.		13.3%	51
Reconfigure the parking spaces in the parking lot.		21.9%	84
Modify the Wonderland Lake Trailhead for bus access.		9.4%	36
Current condition of the parking lot is adequate.		65.3%	250

26. Trailhead infrastructure

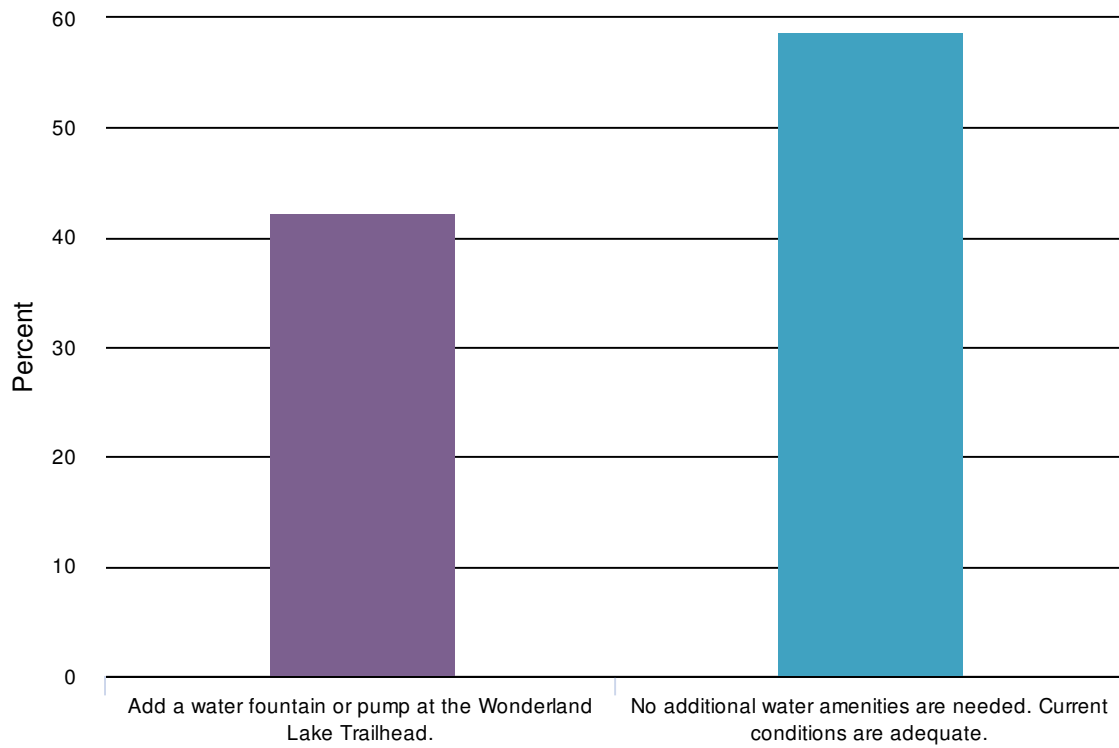


Value

Percent Responses



Value	Percent	Responses
Install trailhead shade structures for family gatherings and environmental education.	18.1%	72
Add a few BBQs and covered tables.	5.8%	23
Add more picnic tables	11.1%	44
Current infrastructure is adequate.	76.6%	305

27. Water Fountain

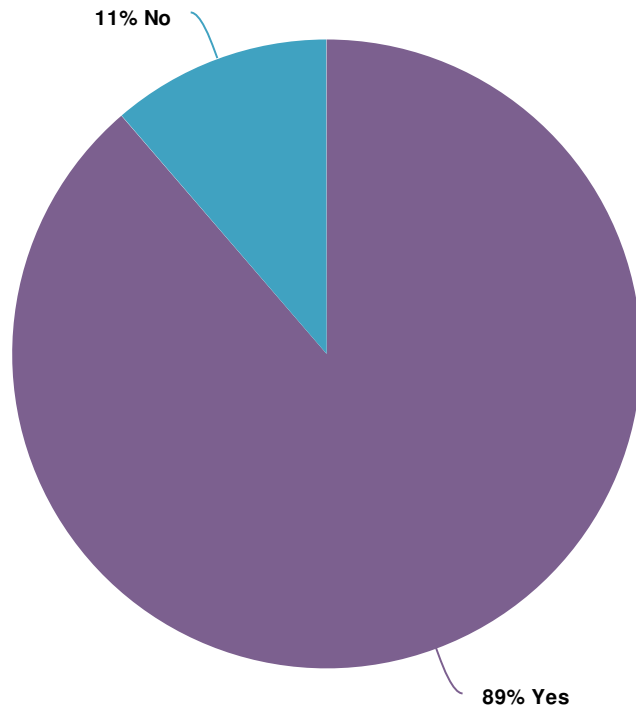


Value

Percent Responses

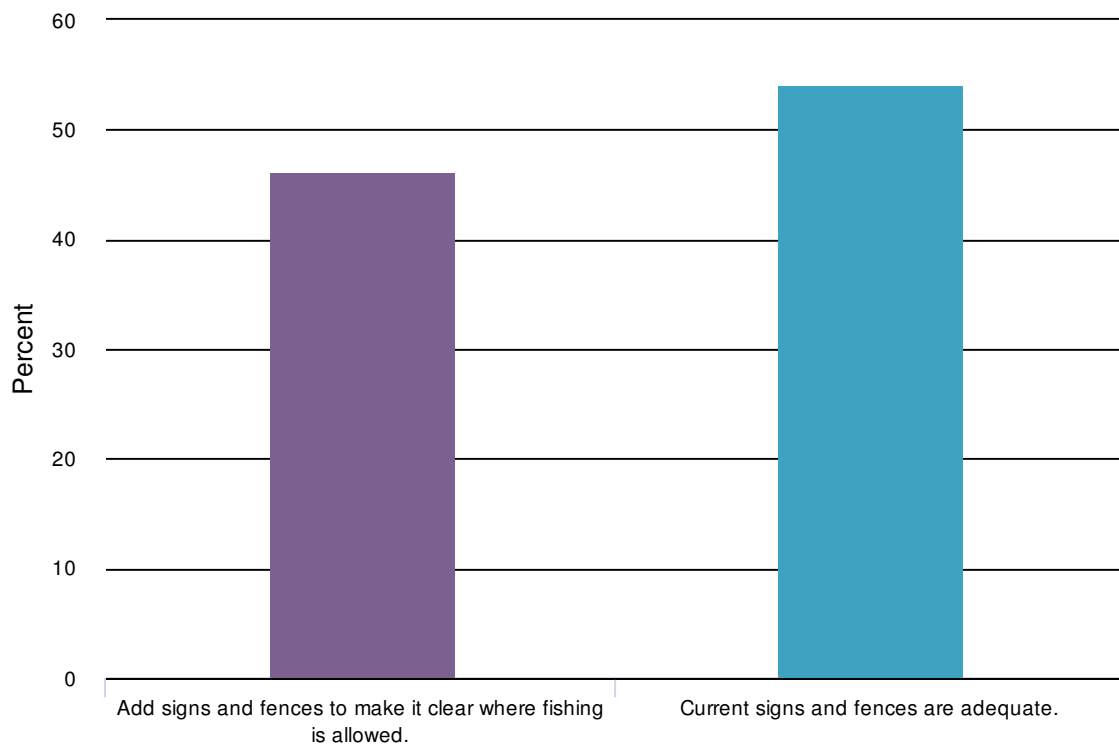
Add a water fountain or pump at the Wonderland Lake Trailhead.		42.3%	168
No additional water amenities are needed. Current conditions are adequate.		58.7%	233

28. Would you like to provide feedback on Access, Conservation and Activities on the east side of Wonderland Lake?



Value	Percent	Responses
Yes	88.7%	438
No	11.3%	56
		Totals: 494

29. Fishing Signs



Value

Percent

Responses

Add signs and fences to make it clear where fishing is allowed.



46.1%

193

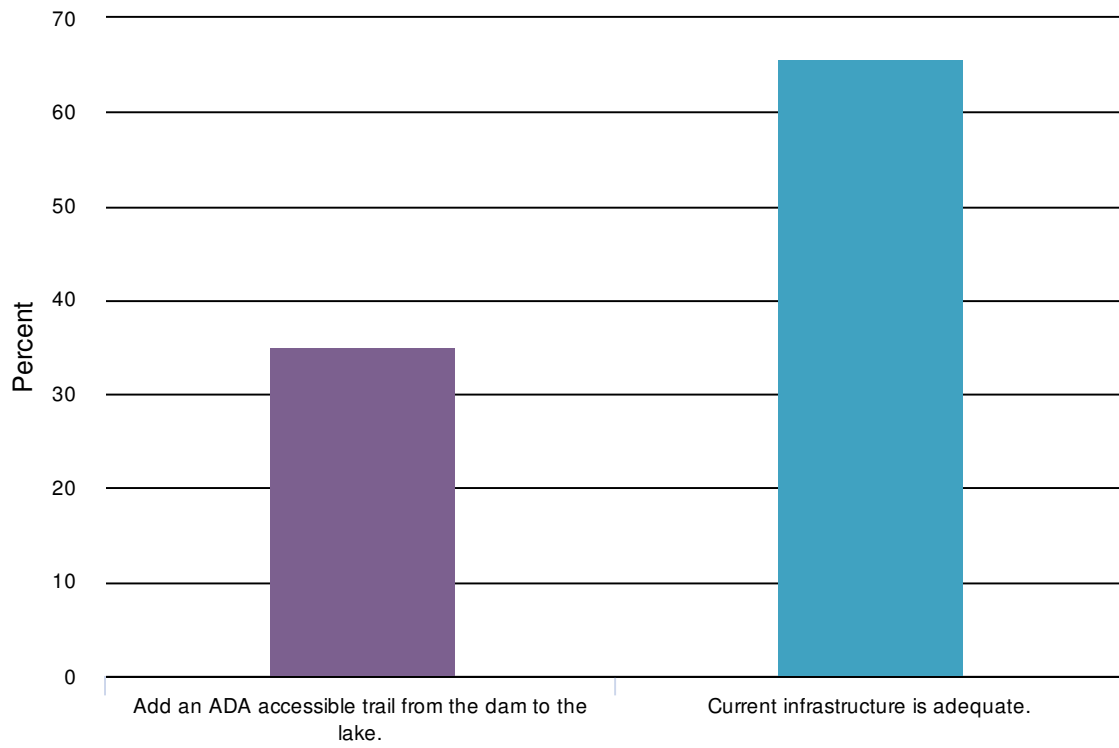
Current signs and fences are adequate.





54.2%

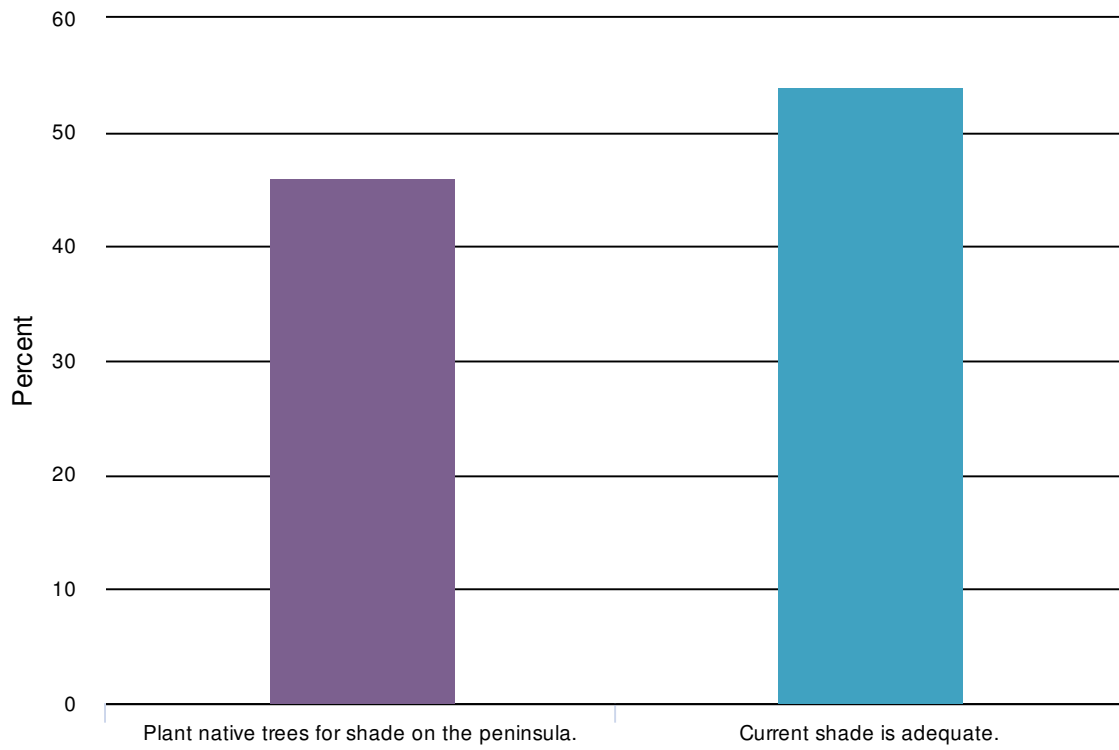
227



30. Access to the Shoreline



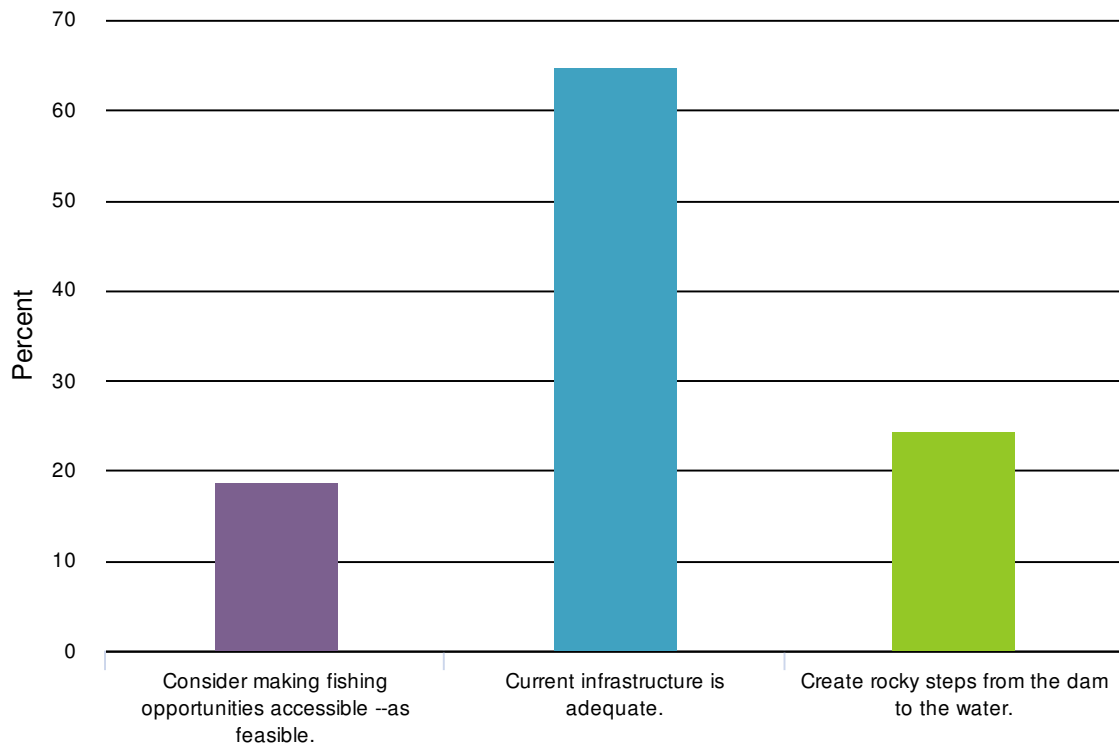
Value		Percent	Responses
Add an ADA accessible trail from the dam to the lake.		35.1%	142
Current infrastructure is adequate.		65.7%	266

31. Shade opportunities



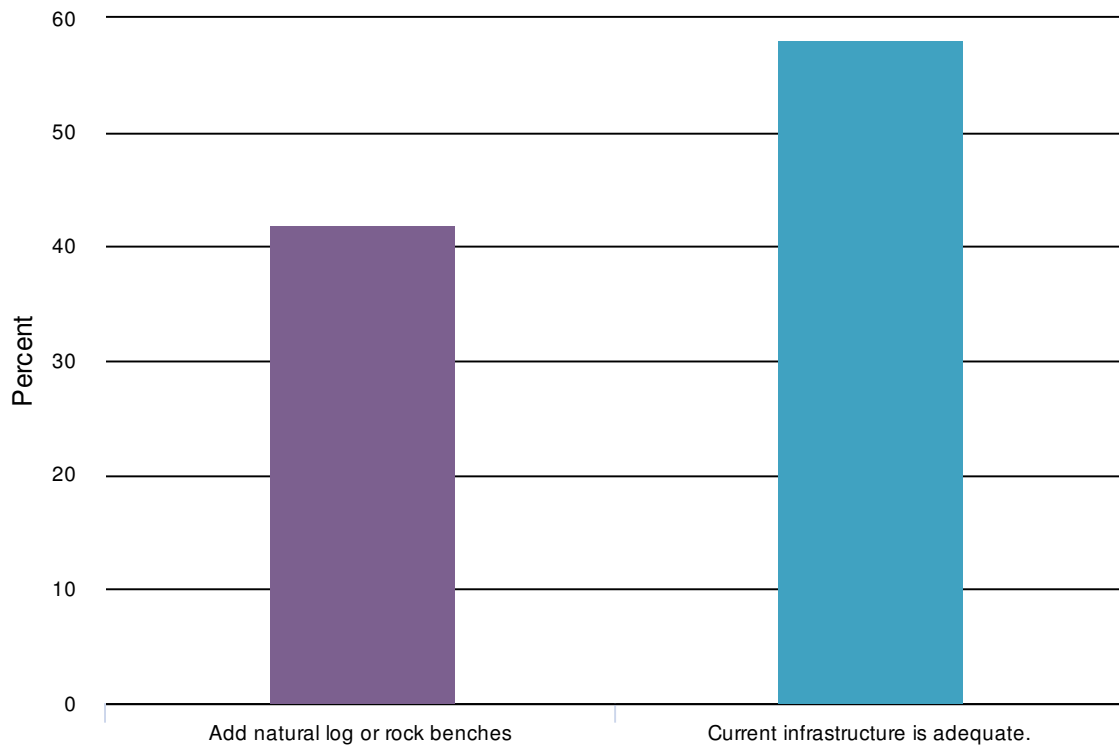
Value		Percent	Responses
Plant native trees for shade on the peninsula.		46.1%	190
Current shade is adequate.		54.1%	223



32. Fishing Access



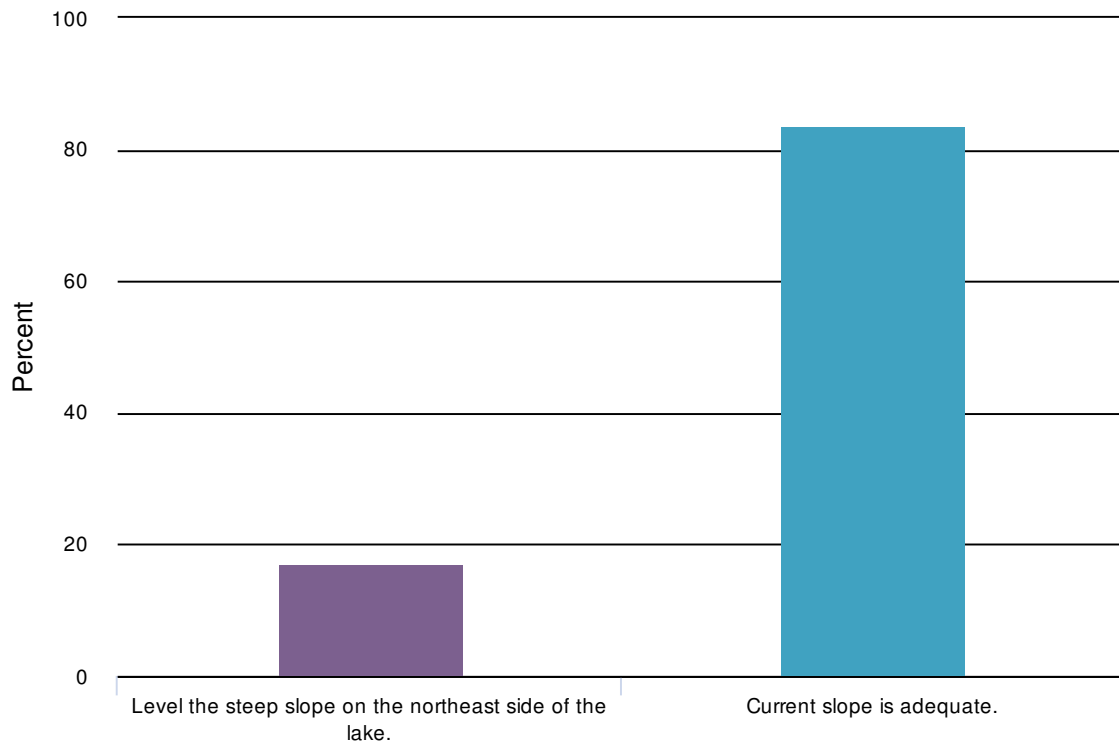
Value	Percent	Responses
Consider making fishing opportunities accessible -- as feasible.	18.7%	75
Current infrastructure is adequate.	64.9%	261
Create rocky steps from the dam to the water.	24.4%	98



33. Benches



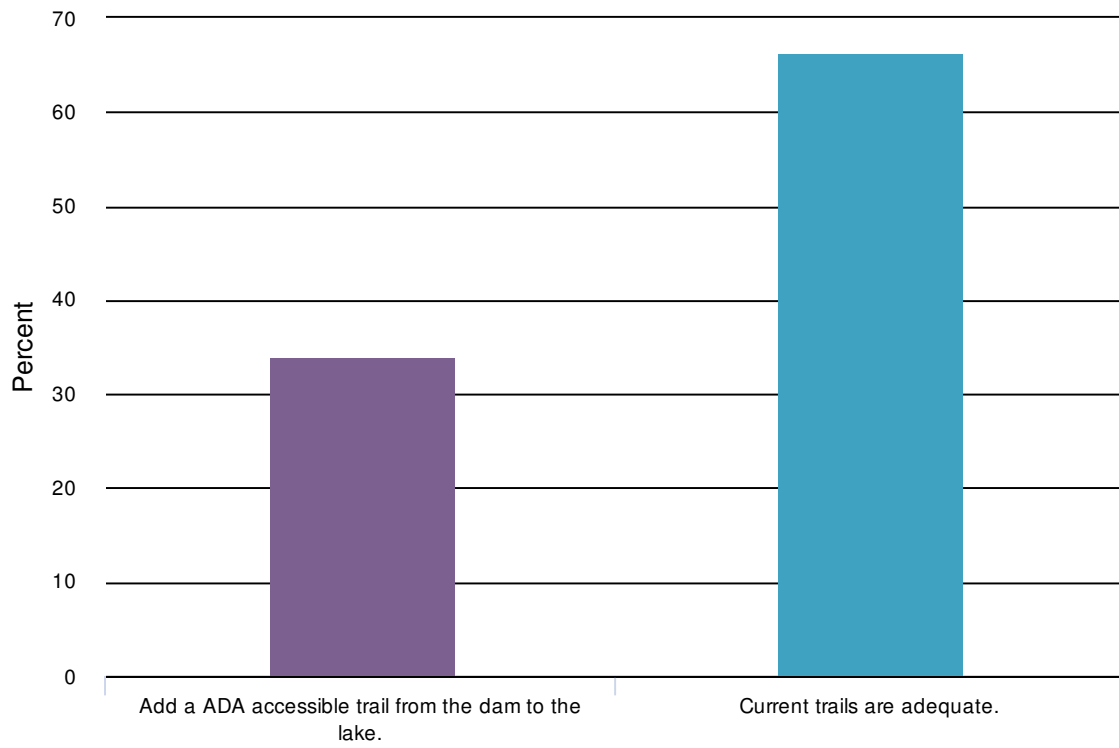
Value		Percent	Responses
Add natural log or rock benches		42.0%	169
Current infrastructure is adequate.		58.2%	234



34. Slope (Northeast Side of the Lake)



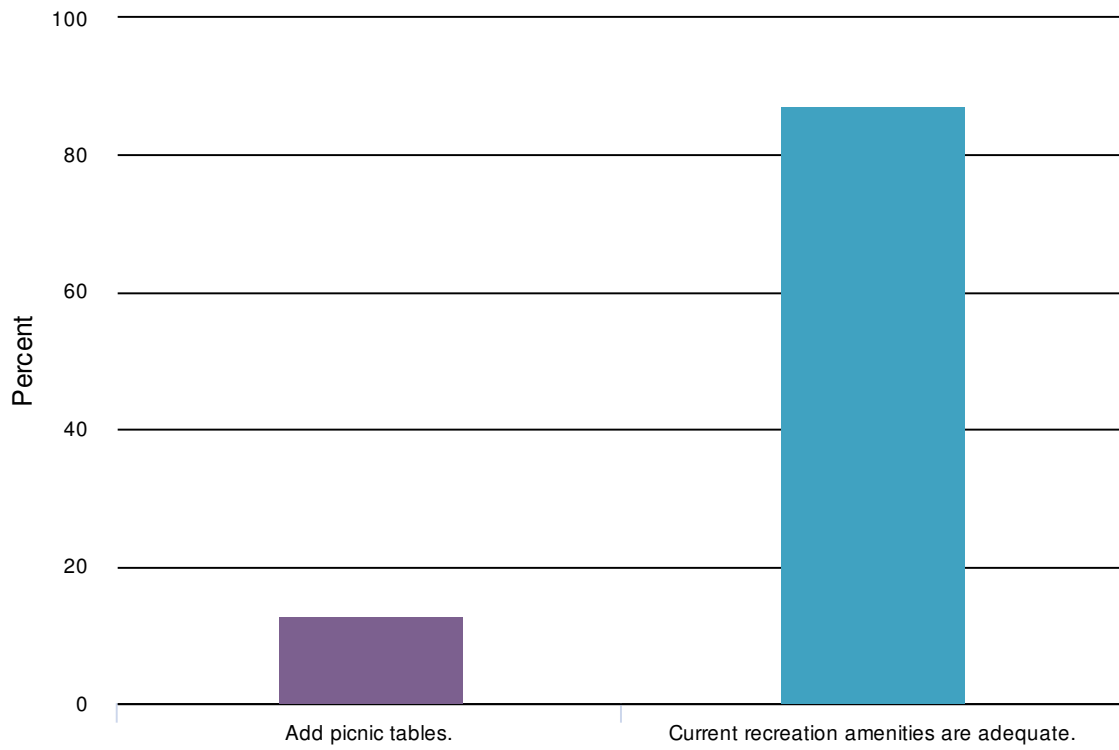
Value		Percent	Responses
Level the steep slope on the northeast side of the lake.		17.1%	68
Current slope is adequate.		83.6%	332

35. Trail Accessibility



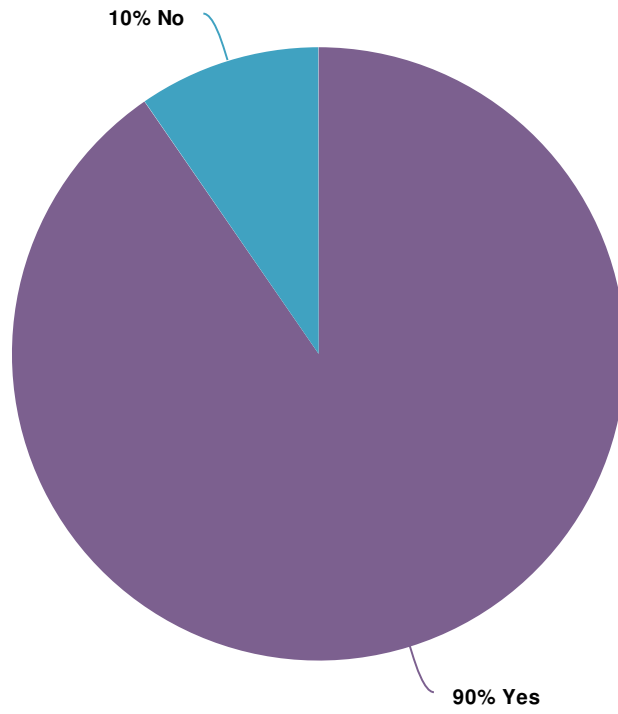
Value		Percent	Responses
Add a ADA accessible trail from the dam to the lake.		33.9%	136
Current trails are adequate.		66.3%	266

36. Picnic Tables



Value		Percent	Responses
Add picnic tables.		12.7%	52
Current recreation amenities are adequate.		87.3%	358

37. Would you like to provide feedback on Access to Wonderland Lake Area?



Value		Percent	Responses
Yes		90.4%	441
No		9.6%	47
			Totals: 488



38. ADA Access

Value	Percent	Responses
Add ADA access from Uitca, Foothills trail, and the south and north ends of the dam.	33.1%	133
Current access opportunities are adequate.	67.7%	272



39. Additional resources

Value	Percent	Responses
Develop a map of additional places to park.	26.2%	103
Current resources are adequate.	74.3%	292



40. Transportation

Value		Percent	Responses
Encourage the use of public transportation.		49.0%	204
Current conditions are adequate.		52.4%	218





41. Bike Racks

Value		Percent	Responses
Place bike racks at various access areas.		39.1%	161
Current conditions are adequate.		61.7%	254




42. Would you like to provide feedback on Wetland and Shoreline Habitat and Wildlife Conservation and Protection?

Value		Percent	Responses
Yes		92.6%	449
No		7.4%	36
			Totals: 485





43. Shoreline Habitat

Value		Percent	Responses
Restore habitat on the peninsula		51.4%	224
Maintain the shoreline habitat and conservation protections on the north, west, and south sides of the lake.		67.2%	293
Make enhancements on the north and west side toward habitat preservation.		40.4%	176
Current shoreline habitat conditions are adequate.		18.8%	82

44. Wildlife

Value		Percent	Responses
Create access for wildlife to reach the shoreline.		46.1%	193
Add more structure in the lake for fish and amphibian habitat (e.g. downed trees, logs).		41.1%	172
Current wildlife conditions are adequate.		43.4%	182

45. Vegetation

Value		Percent	Responses
Plant replacement native trees to address the loss of ash trees.		74.4%	328
Remove invasive species.		67.6%	298
Enhance natural plantings.		51.9%	229
Current vegetation conditions are adequate.		12.5%	55



46. Erosion

Value	Percent	Responses
Manage erosion to minimize sedimentation.	82.5%	350
Current erosion conditions are adequate.	17.7%	75






47. Fencing

Value	Percent	Responses
Complete fence lines around protected areas on the south side.	54.4%	221
Current fence lines are adequate.	45.6%	185




48. Signs

Value	Percent	Responses
Install more signs that encourage people to stay on trail.	 48.8%	205
Current signs are adequate.	 51.4%	216

49. How much do you agree or disagree with a community-generated application to rename Wonderland Lake to the "Wonderland Lake Wildlife Sanctuary." Please note that a name change would not have an effect on how the area is managed or change the Management Area Designation.

Value		Percent	Responses
Strongly Agree		39.8%	191
Agree		21.3%	102
Neutral		22.9%	110
Disagree		7.5%	36
Strongly Disagree		8.5%	41
			Totals: 480

50. Which gender do you identify with?

Value		Percent	Responses
Female		62.1%	290
Male		35.3%	165
I do not identify with either gender OR I do not identify with one gender more than the other		2.6%	12







Totals: 467

51. Which race or ethnicity do you most identify with?

Value		Percent	Responses
White		83.3%	389
Hispanic or Latino		1.1%	5
Asian		0.2%	1
Two or more races		2.6%	12
Other		1.1%	5
Prefer not to say		11.8%	55

Totals: 467

52. Age Range?

Value		Percent	Responses
18-24		0.9%	4
25-34		8.7%	40
35-44		8.7%	40
45-54		15.7%	72
55-64		29.8%	137
65+		36.2%	166

Totals: 459