



**City of Boulder - Open Space and Mountain Parks
2019 Master Plan Survey**
Annotated with results from scientific survey only

NOTE: For questions 5, 7, 8, 19, 20, and 22, the percentages shown here is of those with an opinion; that is, the percentages answering "don't know" were removed. They can be found in the other version of this same document, "Boulder OSMP MP Survey 2019 (03-13) Version A_annotated_with_dont_knows.pdf"

1. On average, how often have you visited Open Space and Mountain Parks (OSMP) areas during the past 12 months? (Please see the map on the front page to identify the areas owned and/or managed by OSMP. You can also see a map online at bit.ly/osmpmap)

- Never → go to question #3 3%
- Once a month 17%
- Once a week 17%
- Daily/almost daily 11%
- 1 to 3 times a year 9%
- 2 to 3 times a month 20%
- 2 to 3 times per week 23%

2. Of the following activities, which TWO do you most frequently participate in when visiting OSMP areas?

- Hiking/walking 85%
- Climbing/bouldering 8%
- Dog walking 26%
- Fishing 3%
- Running 27%
- Picnicking 5%
- Biking 26%
- Skiing/snowshoeing 4%
- Observing nature/wildlife 24%
- Contemplation/meditation 9%
- Photography/painting 6%
- Social gathering 7%
- Horseback riding 1%
- Other: 1%

3. What are the things that keep you from visiting OSMP areas more often? (Please check all that apply.)

- Nothing, I visit OSMP often → go to question #4 38%
- I don't know where OSMP lands are 4%
- Health or mobility issues 6%
- Lack of time in my life to visit 32%
- I don't feel welcome 1%
- The trails don't match the activities I like to do 4%
- I don't feel safe 2%
- The amenities aren't family-friendly 0%
- OSMP areas are too crowded 20%
- My family likes to do other things 4%
- Not sure how to find out about OSMP and how to access nature 4%
- Not easy to get there by bus, bike or walking 9%
- Other: 2%

4. In July 2018, City Council approved five themes to focus OSMP management over the next decade. To what degree is each important for the future of Boulder's open space system? Which TWO are most important?

	Absolutely Essential	Very important	Somewhat important	Not at all important	Highest importance (Choose only 2)
Ecosystem Health and Resilience	1 74%	2 20%	3 4%	4 1%	<input type="checkbox"/> 79%
Responsible Recreation, Stewardship and Enjoyment	1 58%	2 32%	3 7%	4 2%	<input type="checkbox"/> 67%
Agriculture Today and Tomorrow	1 15%	2 34%	3 43%	4 9%	<input type="checkbox"/> 10%
Community Connection, Education and Inclusion	1 21%	2 41%	3 32%	4 7%	<input type="checkbox"/> 17%
Financial Sustainability	1 26%	2 45%	3 26%	4 3%	<input type="checkbox"/> 25%

5. How much of a problem, if at all, do you think crowding or parking congestion are at each of the following locations? (Please see map on the front page to identify these locations, or see a map online at bit.ly/osmpmap) Please think about each separately. (For crowding, think about on or along trail corridors, while parking conditions are at or near the parking lot(s)/trailhead.)

	Crowding				Parking congestion			
	A large problem	A small problem	Not at all a problem	Don't know	A large problem	A small problem	Not at all a problem	Don't know
Chautauqua	1 63%	2 31%	3 7%	4	1 78%	2 19%	3 3%	4
Sanitas	1 41%	2 45%	3 14%	4	1 55%	2 35%	3 9%	4
Bobolink	1 8%	2 41%	3 51%	4	1 16%	2 43%	3 41%	4
Doudy Draw/South Mesa	1 14%	2 40%	3 45%	4	1 28%	2 35%	3 37%	4
Wonderland Lake	1 7%	2 35%	3 58%	4	1 10%	2 39%	3 51%	4
Flatirons Vista	1 9%	2 36%	3 55%	4	1 15%	2 37%	3 49%	4
Boulder Valley Ranch	1 2%	2 25%	3 73%	4	1 7%	2 33%	3 61%	4
Gregory Canyon	1 20%	2 40%	3 39%	4	1 45%	2 37%	3 18%	4
Marshall Mesa	1 9%	2 50%	3 41%	4	1 13%	2 49%	3 38%	4
Other	1 13%	2 35%	3 51%	4	1 23%	2 27%	3 50%	4

6. On a case-by case basis, OSMP is considering managing high visitation in certain areas through the following approaches. In these circumstances, to what extent would you support or oppose the following actions?

	Strongly support	Support	Oppose	Strongly oppose	No opinion/ Don't know
Increasing education/outreach about trail etiquette.....	1 54%	2 43%	3 2%	4 1%	5
Requiring dogs to be leashed on more trails.....	1 35%	2 27%	3 23%	4 15%	5
Increasing enforcement and ranger patrols.....	1 22%	2 51%	3 21%	4 6%	5
Widening, hardening or redesigning trails to support high visitation levels.....	1 18%	2 45%	3 25%	4 12%	5
Charging for parking at more OSMP trailheads.....	1 11%	2 25%	3 35%	4 28%	5
Providing low- or no-cost shuttles to trailheads.....	1 37%	2 50%	3 8%	4 5%	5
Adding amenities to less frequented areas to disperse visitors across the system.....	1 24%	2 56%	3 12%	4 7%	5
Separating uses such as hiking, biking and horseback-riding by time and/or place.....	1 21%	2 46%	3 24%	4 10%	5
Closing trails for a period of time to protect wildlife and habitats....	1 31%	2 55%	3 9%	4 5%	5
Closing OSMP parking lots when full and only letting cars in when someone leaves.....	1 15%	2 48%	3 27%	4 9%	5
Requiring a reservation to access high demand areas during popular times.....	1 5%	2 16%	3 43%	4 36%	5

7. New trails can be created when visitors try to reach destinations by going off trail or by using trails that are not officially managed by OSMP. In sensitive habitat areas, to what extent would you support or oppose OSMP closing unmanaged trails to better protect natural resources?

Strongly support 49% Support 40% Oppose 8% Strongly oppose 4% Don't know

8. In sensitive habitat areas, OSMP currently requires visitors to stay on trail or to seek a permit for allowable off-trail uses like educational research. To what extent would you support or oppose OSMP extending these requirements to stay on managed trails into targeted locations to better protect natural resources?

Strongly support 47% Support 42% Oppose 7% Strongly oppose 4% Don't know

9. City staff must consider competing priorities to develop a budget for OSMP management. What if it were up to you? With \$5 increments being the smallest amount you might use, if you had \$100 to spend, how would you allocate those funds across the 10 management activities below?

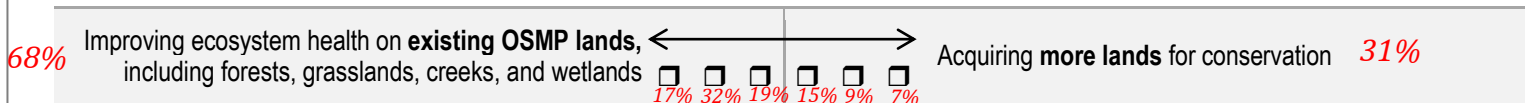
- \$ 15.67 Maintaining and improving trails and visitor amenities
- \$ 16.43 Restoring degraded ecosystems and wildlife habitat
- \$ 10.72 Preparing for extreme weather events like flooding, fire and drought
- \$ 7.04 Providing education, outreach and volunteer programs
- \$ 6.65 Engaging underserved communities, including the Latino community and those experiencing disabilities
- \$ 9.61 Reducing visitor impacts to the natural environment in light of increased visitation trends
- \$ 6.87 Developing youth opportunities to spend more time in nature
- \$ 6.14 Maintaining and improving the condition of OSMP ranches and farms
- \$ 15.01 Acquiring more open space
- \$ 5.92 Researching and monitoring open space resources and trends

10. After 120 years of open space acquisitions, there is less land left for OSMP to acquire and protect. The lands that are left are also becoming more expensive. Therefore, OSMP must prioritize its approach to future acquisitions. How important are each of the following reasons for acquiring and protecting available land and related resources?


	Absolutely Essential	Very important	Somewhat important	Not at all important
To protect and connect high-quality habitat for plants and animals.....	1 59%	2 30%	3 10%	4 1%
To protect waterways such as floodplains, rivers, streams and wetland areas.....	1 61%	2 30%	3 8%	4 1%
To preserve water rights for native ecosystems and local agriculture.....	1 46%	2 39%	3 13%	4 1%
To limit oil and gas development.....	1 54%	2 22%	3 15%	4 9%
To preserve scenic areas or vistas.....	1 41%	2 37%	3 20%	4 2%
To protect ranches and farms from development	1 20%	2 37%	3 35%	4 7%
To support future trails and connect existing ones	1 30%	2 40%	3 26%	4 4%
To continue shaping Boulder’s urban boundary with open space.....	1 26%	2 32%	3 31%	4 11%
To support future natural and agricultural corridors into the City	1 18%	2 37%	3 38%	4 6%

As OSMP considers potential management strategies for the future, trade-offs will have to be made. Please indicate how strongly you lean one way or the other for each pair of statements. For example, if you feel strongly about the statement to the right, check the box closest to that statement. If you lean slightly toward the statement on the left, check a box closer to the middle.

11. OSMP should focus more on...



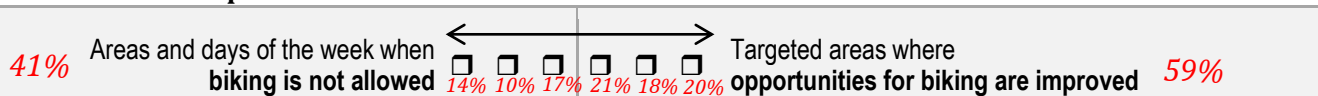
12. OSMP should focus more on...




13. Existing OSMP areas should provide more...



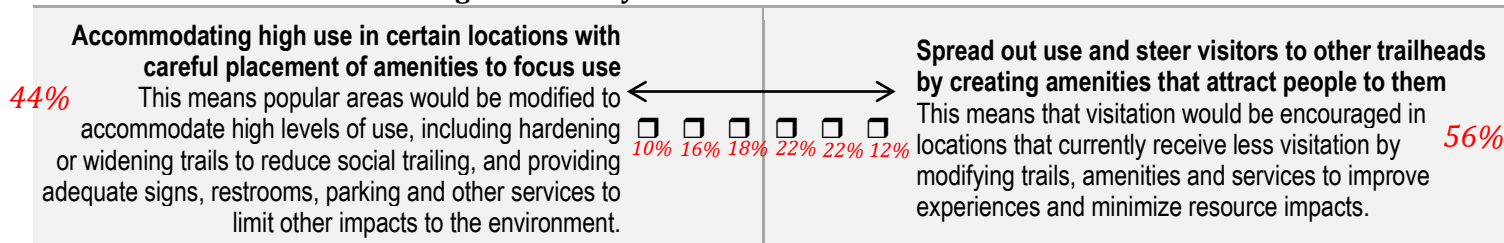
14. Existing OSMP areas should provide more...



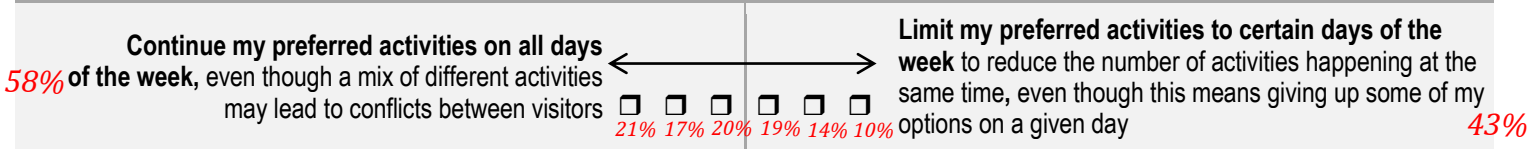
15. OSMP should focus more on...



16. OSMP should address increasing visitation by...



17. OSMP is interested in improving visitors' experiences, particularly in areas where visitors are more likely to experience conflicts with others. Thinking of your own personal preferences, what would you be more willing to do yourself?



18. Prairie dogs and invasive weeds present ongoing management challenges for OSMP grasslands, forests, farms and ranches. Please tell us your level of familiarity or knowledge about each of these topics, and check the box if you are interested in learning more about these subjects.

	Not at all familiar	Familiar	Very Familiar	Expert	Interested in learning more
Prairie dogs.....	1 22%	2 52%	3 22%	4 4%	<input type="checkbox"/> 30%
Invasive weeds.....	1 35%	2 45%	3 16%	4 4%	<input type="checkbox"/> 30%

Using best practices, OSMP manages prairie dogs and invasive weeds starting with the least aggressive or toxic approach. For example, prairie dogs can be moved to different locations to reduce the negative effects they have on irrigated farmland. Certain invasive weeds can be managed through techniques like grazing or prescribed burns, which often improves habitat for native plants and animals. However, in many locations or circumstances, these gentle approaches can be cost-prohibitive, infeasible and ineffective at addressing persistent problems. Please share your preferences in these situations.

19. When other management approaches have been unsuccessful at controlling PRAIRIE DOG POPULATIONS ON OR NEAR IRRIGATED FARMLAND, how much would you support or oppose lethal control to remove prairie dog colonies from these areas?

Strongly support 22% Support 37% Oppose 21% Strongly oppose 20% Don't know

20. When other management approaches have been unsuccessful at controlling aggressive INVASIVE WEEDS that damage natural habitats, how much would you support or oppose integrating the targeted use of synthetic chemical sprays (herbicides) into the broader management approach, even though there may be unintended consequences for public health and other species?

Strongly support 11% Support 33% Oppose 31% Strongly oppose 25% Don't know


21. OSMP staff would like to improve the way they share data, trends, and information with the public about nature, recreation, agriculture, education, volunteering, and cultural resources. How likely would you be to use each of the following to educate yourself?

	Very likely	Somewhat likely	Not at all likely
Technical reports.....	1 12%	2 41%	3 47%
Graphic materials like handouts, brochures and maps that summarize technical information.....	1 40%	2 44%	3 16%
Website content, including interactive data dashboards and videos.....	1 45%	2 40%	3 15%
On-site signs, including links to online content.....	1 54%	2 36%	3 10%
Social media like Instagram.....	1 28%	2 25%	3 47%
Public lectures, seminars and forums.....	1 11%	2 46%	3 43%
Other in-person educational opportunities.....	1 10%	2 48%	3 42%
Educational apps.....	1 17%	2 37%	3 46%

22. In 2018, a Boulder sales tax that supported OSMP expired. In 2019, another will expire. Together, these changes represent a 30 percent reduction in the proportion of city sales tax dedicated to OSMP. How much would you support or oppose a tax measure to restore part or all of this funding for OSMP?

Strongly support 54% Support 38% Oppose 5% Strongly oppose 3% Don't know

23. Would you be more likely to vote for a dedicated tax for OSMP if...



24. Is there anything else you would like to share with the OSMP Master Plan team?

Our last questions are about you and your household. Again, all of your responses to this survey are completely anonymous and will be reported in group form only.

25. Does your household own or normally have use of any of the following?

	yes	no
Passenger vehicles (cars, SUVs, vans, etc.)	<input type="checkbox"/> 96%	<input type="checkbox"/> 4%
Motorcycles/scooters	<input type="checkbox"/> 9%	<input type="checkbox"/> 91%
Regular bicycles	<input type="checkbox"/> 90%	<input type="checkbox"/> 10%
Electric-assisted bicycles	<input type="checkbox"/> 6%	<input type="checkbox"/> 94%

26. About how often, if ever, do you take the bus for personal trips (such as shopping or recreation)?

- Never/once a year or less 33%
- 2 to 11 times a year 40%
- 1 to 3 times a month 14%
- 1 to 2 times a week 7%
- 3 times a week or more 8%

27. Which best describes the building you live in?

- House detached from any other houses 43%
- House attached to one or more houses 14%
(e.g., a duplex or townhome)
- Building with two or more apartments or condos 42%
- Manufactured or mobile home 1%
- Other 0%

28. Do you rent or own your home?

- I rent 49%
- I own 49%
- Other 1%

29. Which category contains your age?

- 18-24 12%
- 35-44 13%
- 55-64 10%
- 75-84 4%
- 25-34 34%
- 45-54 14%
- 65-74 10%
- 85+ 1%

30. Do any of the following live in your household?

	yes	no
Children (ages 12 and under)	<input type="checkbox"/> 18%	<input type="checkbox"/> 82%
Teenagers (ages 13 to 19)	<input type="checkbox"/> 10%	<input type="checkbox"/> 90%
Adults (ages 20 to 54, including yourself)	<input type="checkbox"/> 79%	<input type="checkbox"/> 21%
Adults (ages 55 or older, including yourself) ...	<input type="checkbox"/> 32%	<input type="checkbox"/> 68%
Dogs	<input type="checkbox"/> 35%	<input type="checkbox"/> 65%

31. Which gender do you most identify with?

- Female 48%
- Male 50%
- I do not identify with either gender OR I do not identify with one gender more than the other 2%

32. Which race or ethnicity do you most identify with? Please check all that apply.

- White 91%
- Hispanic or Latino 7%
- Black or African American 1%
- American Indian or Alaska Native 1%
- Asian 5%
- Native Hawaiian or Other Pacific Islander 1%
- Other 2%

33. How would you describe your annual household income:

- Less than \$25,000 15%
- \$100,000 to \$149,999 19%
- \$25,000 to \$49,999 16%
- \$150,000 or more 23%
- \$50,000 to \$99,999 26%

**Thank you very much! Please return the completed survey in the postage-paid envelope to:
National Research Center, Inc.; 2955 Valmont Road, #300; Boulder, CO 80301**

This page intentionally left blank